

District Extension Summary

5/29/2024 4:30 pm

APLD - ASSUMPTION PUB LBRY DIST

Tax Year 2023

Assessed (BoR Eq.)	State Equalized (1.00000)	Exemptions	Amount	State Category	Net Taxable Value	After EZ & TIF	Other Information	County	District	
Land:	4,119,526	4,119,526	Improvement:	300,381	Farm:	23,248,618	23,212,723	PTELL:		
Farm Land:	16,734,271	16,734,271	Owner Occupd:	2,884,533	Residential:	9,647,895	9,565,606	New Property EAV:	460,977	656,282
Building:	22,619,677	22,619,677	Leasehold Owner:	162,000	Commercial:	5,090,106	4,151,221	Annexations EAV:	0	0
Farm Building:	1,825,880	1,825,880	Elderly:	796,577	Industrial:	2,366,209	1,942,770	Disconnection EAV:	0	0
State Assessed:	28,550	28,550	Dis. Veteran:	0	Mineral:	34,255	34,255	Recovered TIF EAV	0	0
	45,327,904	45,327,904	Sen Freeze:	416,470	Pollution Control:	0	0	Aggregate Extension:	90,360	
Less Assessments < 150	-1,030	-1,030	Fraternal Org.:	33,253	State Railroad:	28,550	28,550	Rate Increase:	0.00000	
	45,326,874	45,326,874	Storm Dmg Improven	0	Local Railroad:	187	187	TIF Loss EAV:	1,480,508	
Less Exemptions	-4,911,054	-4,911,054	50% Owner Occupied	0		40,415,820	38,935,312	EZ EAV Reduction:	0	
Net Taxable Value	40,415,820	40,415,820	Part Exempt:	0	Overlapping Counties			EZ Tax Reduction:	0.00	
			Returning Veteran:	0	Shelby (Actual)		18,477,113	Industrial Tax Abatement:	0.00	
			Disabled Person:	34,625			57,412,425			
			Disabled 50-69% Vetc	0						
			Disabled 70-100% Ve	278,215						
			Natural Disaster:	0						
			Disabled 30-49% Vetc	5,000						
				4,911,054						

Fund	Levy Request	Max Rate	Auto Set To Max	Calculated Rate	Calculated Taxes	PTELL Factor	PTELL Rate	(w/overrides) Final Rate	Final Taxes	% of Total
001 Library Corporate	72,450	0.60000		0.12620	49,136.43			0.12620	49,136.43	76.45%
005 I M R F	6,000	0.00000		0.01046	4,072.64			0.01046	4,072.64	6.34%
027 Audit	2,700	0.00500		0.00471	1,833.86			0.00471	1,833.86	2.85%
004 Library Building	5,890	0.02000		0.01026	3,994.77			0.01026	3,994.77	6.22%
035 Insurance	3,340	0.00000		0.00582	2,266.04			0.00582	2,266.04	3.53%
047 Social Security	4,000	0.00000		0.00697	2,713.79			0.00697	2,713.79	4.22%
209 Prior Yr Adj (Sb508)	255	0.00000		0.00066	256.97			0.00066	256.97	0.40%
	94,635			0.16508	64,274.50			0.16508	64,274.50	100.00%

Jodie L. Badman

I, Jodie L. Badman, County Clerk for Christian County Illinois, do hereby certify this report to be a true and complete copy of the 2023 extension information.

District Extension Summary

5/29/2024 4:30 pm

BMLD - BLUE MOUND LBRY DIST

Tax Year 2023

Assessed (BoR Eq.)	State Equalized (1.00000)	Exemptions	Amount	State Category	Net Taxable Value	After EZ & TIF	Other Information	County	District
Land:	481,046	481,046	Improvement:	33,483	Farm:	8,087,858	8,087,858	PTELL:	
Farm Land:	6,191,590	6,191,590	Owner Occupd:	204,000	Residential:	0	0	New Property EAV:	20,707
Building:	1,637,254	1,637,254	Leasehold Owner:	0	Commercial:	37,242	37,242	Annexations EAV:	0
Farm Building:	286,980	286,980	Elderly:	75,000	Industrial:	0	0	Disconnection EAV:	0
State Assessed:	0	0	Dis. Veteran:	0	Mineral:	3,227	3,227	Recovered TIF EAV:	0
	8,596,870	8,596,870	Sen Freeze:	59,713	Pollution Control:	0	0	Aggregate Extension:	0
Less Assessments < 150	-20	-20	Fraternal Org.:	0	State Railroad:	0	0	Rate Increase:	0.00000
	8,596,850	8,596,850	Storm Dmg Improven	0	Local Railroad:	0	0	TIF Loss EAV:	0
Less Exemptions		-468,523	50% Owner Occupied	0		8,128,327	8,128,327	EZ EAV Reduction:	0
Net Taxable Value	8,128,327		Part Exempt:	0	Overlapping Counties			EZ Tax Reduction:	0.00
			Returning Veteran:	0	Macon (Actual)		60,837,949	Industrial Tax Abatement:	0.00
			Disabled Person:	6,000			68,966,276		
			Disabled 50-69% Vetc	0					
			Disabled 70-100% Ve	90,327					
			Natural Disaster:	0					
			Disabled 30-49% Vetc	0					
				468,523					

Fund	Levy Request	Max Rate	Auto Set To Max	Calculated Rate	Calculated Taxes	PTELL Factor	PTELL Rate	(w/overrides) Final Rate	Final Taxes	% of Total
001 Library Corporate	69,500	0.15000		0.10078	8,191.69			0.10078	8,191.69	78.92%
005 Imrf & Social Security	7,000	0.00000		0.01015	825.02			0.01015	825.02	7.95%
027 Audit	0	0.00500		0.00000	0.00			0.00000	0.00	0.00%
004 Building, Equip & Maint	9,000	0.02000		0.01305	1,060.74			0.01305	1,060.74	10.22%
035 Insurance	2,500	0.00000		0.00363	295.06			0.00363	295.06	2.84%
031 Working Cash	0	0.05000		0.00000	0.00			0.00000	0.00	0.00%
209 Prior Yr Adj (Sb508)	7	0.00000		0.00009	7.32			0.00009	7.32	0.07%
	88,007			0.12770	10,379.83			0.12770	10,379.83	100.00%

Jodie L. Badman

I, Jodie L. Badman, County Clerk for Christian County Illinois, do hereby certify this report to be a true and complete copy of the 2023 extension information.

District Extension Summary

5/29/2024 4:30 pm

C001 - COUNTY

Tax Year 2023

Assessed (BoR Eq.)	State Equalized (1.00000)	Exemptions	Amount	State Category	Net Taxable Value	After EZ & TIF	Other Information	County	District	
Land:	111,442,609	111,442,609	Improvement:	7,657,404	Farm:	369,903,907	369,671,309	PTELL:		
Farm Land:	223,576,351	223,576,351	Owner Occupd:	60,319,681	Residential:	243,324,155	242,647,134	New Property EAV:	7,899,240	7,899,240
Building:	494,140,044	494,140,044	Leasehold Owner:	4,046,918	Commercial:	97,514,182	88,993,493	Annexations EAV:	0	0
Farm Building:	20,510,050	20,510,050	Elderly:	18,317,013	Industrial:	23,494,784	23,063,779	Disconnection EAV:	0	0
State Assessed:	9,322,583	9,322,583	Dis. Veteran:	0	Mineral:	1,757,311	1,757,311	Recovered TIF EAV	0	0
	858,991,637	858,991,637	Sen Freeze:	11,024,940	Pollution Control:	0	0	Aggregate Extension:	4,843,190	
Less Assessments < 150	-21,779	-21,779	Fraternal Org.:	436,010	State Railroad:	9,282,785	8,774,279	Rate Increase:	0.00000	
	858,969,858	858,969,858	Storm Dmg Improven	0	Local Railroad:	1,488,654	1,488,654	TIF Loss EAV:	10,217,849	
Less Exemptions		-112,204,080	50% Owner Occupied	33,000		746,765,778	736,395,959	EZ EAV Reduction:	151,970	
Net Taxable Value		746,765,778	Part Exempt:	2,500	Overlapping Counties			EZ Tax Reduction:	1,083.87	
			Returning Veteran:	10,000				Industrial Tax Abatement:	431.37	
			Disabled Person:	1,006,689						
			Disabled 50-69% Vetc	149,147						
			Disabled 70-100% Ve	8,693,479						
			Natural Disaster:	457,299						
			Disabled 30-49% Vetc	50,000						
				112,204,080						

Fund	Levy Request	Max Rate	Auto Set To Max	Calculated Rate	Calculated Taxes	PTELL Factor	PTELL Rate	(w/overrides) Final Rate	Final Taxes	% of Total
001 General Fund	2,524,243	0.00000		0.34279	2,524,291.71			0.34181	2,516,924.63	47.93%
003 General Obli Bonds	148,794	0.00000		0.02021	148,816.73			0.02021	148,816.73	2.83%
005 I M R F	394,091	0.00000		0.05352	394,095.57			0.05352	394,095.57	7.50%
006 County Highway Fund	654,100	0.20000		0.08883	654,101.45			0.08883	654,101.45	12.45%
008 Bridges	327,000	0.25000		0.04441	327,013.91			0.04441	327,013.91	6.23%
018 Mental Health	120,300	0.05000		0.01634	120,319.91			0.01634	120,319.91	2.29%
020 Tb Sanitarium	75,900	0.07500		0.01031	75,917.89			0.01031	75,917.89	1.45%
021 Highway Matching	327,000	0.05000		0.04441	327,013.91			0.04441	327,013.91	6.23%
047 Social Security	374,309	0.05000		0.05000	368,175.98			0.05000	368,175.98	7.01%
053 Extension Education	125,000	0.02500		0.01698	125,032.56			0.01698	125,032.56	2.38%
142 Senior Citizens Fund	187,155	0.02500		0.02500	184,087.99			0.02500	184,087.99	3.51%
209 Prior Yr Adj (Sb508)	17,388	0.00000		0.00237	17,452.58			0.00139	10,235.29	0.19%
	5,275,280			0.71517	5,266,320.19			0.71321	5,251,735.82	100.00%

Jodie L. Badman

I, Jodie L. Badman, County Clerk for Christian County Illinois, do hereby certify this report to be a true and complete copy of the 2023 extension information.

District Extension Summary

5/29/2024 4:30 pm

CL11 - CITY LBRY PANA

Tax Year 2023

Assessed (BoR Eq.)	State Equalized (1.00000)	Exemptions	Amount	State Category	Net Taxable Value	After EZ & TIF	Other Information	County	District
Land:	9,683,205	9,683,205	Improvement:	477,042	Farm:	835,825	832,467	PTELL:	
Farm Land:	21,952	21,952	Owner Occupd:	8,958,377	Residential:	31,105,236	30,757,579	New Property EAV:	826,297 826,297
Building:	49,586,105	49,586,105	Leasehold Owner:	1,159,433	Commercial:	11,463,993	9,940,807	Annexations EAV:	7,297 7,297
Farm Building:	0	0	Elderly:	2,938,126	Industrial:	160,799	160,631	Disconnection EAV:	0 0
State Assessed:	920,714	920,714	Dis. Veteran:	0	Mineral:	0	0	Recovered TIF EAV:	0 0
	60,211,976	60,211,976	Sen Freeze:	1,337,353	Pollution Control:	0	0	Aggregate Extension:	52,632
Less Assessments < 150	-252	-252	Fraternal Org.:	85,519	State Railroad:	920,714	462,330	Rate Increase:	0.00000
	60,211,724	60,211,724	Storm Dmg Improven	0	Local Railroad:	3,612	3,612	TIF Loss EAV:	2,332,753
Less Exemptions	-15,721,545	-15,721,545	50% Owner Occupied	12,000		44,490,179	42,157,426	EZ EAV Reduction:	0
Net Taxable Value	44,490,179		Part Exempt:	0	Overlapping Counties			EZ Tax Reduction:	0.00
			Returning Veteran:	0	Shelby (Actual)		2,091,266	Industrial Tax Abatement:	0.00
			Disabled Person:	210,590			44,248,692		
			Disabled 50-69% Vetc	15,000					
			Disabled 70-100% Ve	523,105					
			Natural Disaster:	0					
			Disabled 30-49% Vetc	5,000					
				15,721,545					

Fund	Levy Request	Max Rate	Auto Set To Max	Calculated Rate	Calculated Taxes	PTELL Factor	PTELL Rate	(w/overrides) Final Rate	Final Taxes	% of Total
016 Library Corporate Pana Library	59,000	0.60000		0.13334	56,212.71	0.95463	0.12729	0.12277	51,756.63	99.39%
209 Prior Yr Adj (Sb508)	316	0.00000		0.00075	316.18			0.00075	316.18	0.61%
	59,316			0.13409	56,528.89		0.12729	0.12352	52,072.81	100.00%

Jodie L. Badman

I, Jodie L. Badman, County Clerk for Christian County Illinois, do hereby certify this report to be a true and complete copy of the 2023 extension information.

District Extension Summary

5/29/2024 4:30 pm

CL13 - CITY LBRY TAYLORVILLE

Tax Year 2023

Assessed (BoR Eq.)	State Equalized (1.00000)	Exemptions	Amount	State Category	Net Taxable Value	After EZ & TIF	Other Information	County	District
Land:	37,030,815	37,030,815	Improvement:	2,491,287	Farm:	3,112,732	PTELL:		
Farm Land:	1,151,148	1,151,148	Owner Occupd:	18,328,906	Residential:	105,753,629	New Property EAV:	1,726,360	1,726,360
Building:	162,465,571	162,465,571	Leasehold Owner:	1,877,745	Commercial:	51,103,169	Annexations EAV:	0	0
Farm Building:	62,924	62,924	Elderly:	5,981,542	Industrial:	4,995,265	Disconnection EAV:	0	0
State Assessed:	172,113	172,113	Dis. Veteran:	0	Mineral:	0	Recovered TIF EAV:	0	0
	200,882,571	200,882,571	Sen Freeze:	3,664,793	Pollution Control:	0	Aggregate Extension:	307,322	
Less Assessments < 150	-129	-129	Fraternal Org.:	154,126	State Railroad:	172,113	Rate Increase:	0.00000	
	200,882,442	200,882,442	Storm Dmg Improven	0	Local Railroad:	3,321	TIF Loss EAV:	2,728,542	
Less Exemptions	-35,742,213	-35,742,213	50% Owner Occupied	12,000		165,140,229	EZ EAV Reduction:	151,970	
Net Taxable Value	165,140,229		Part Exempt:	0	Overlapping Counties	162,259,717	EZ Tax Reduction:	303.64	
			Returning Veteran:	5,000			Industrial Tax Abatement:	120.84	
			Disabled Person:	269,301					
			Disabled 50-69% Vetc	63,694					
			Disabled 70-100% Ve	2,744,115					
			Natural Disaster:	139,704					
			Disabled 30-49% Vetc	10,000					
				35,742,213					

Fund	Levy Request	Max Rate	Auto Set To Max	Calculated Rate	Calculated Taxes	PTELL Factor	PTELL Rate	(w/overrides) Final Rate	Final Taxes	% of Total
028 Library Bldg & Equip	31,453	0.02000		0.01939	31,450.43			0.01939	31,450.43	9.70%
016 Library Corp Taylorville Libry	291,205	0.60000		0.17947	291,098.94			0.17947	291,098.94	89.82%
209 Prior Yr Adj (Sb508)	1,518	0.00000		0.00094	1,524.67			0.00094	1,524.67	0.47%
	324,176			0.19980	324,074.04			0.19980	324,074.04	100.00%

Jodie L. Badman

I, Jodie L. Badman, County Clerk for Christian County Illinois, do hereby certify this report to be a true and complete copy of the 2023 extension information.

District Extension Summary

5/29/2024 4:30 pm

DPLD - DOYLE PUB LBRY DIST

Tax Year 2023

Assessed (BoR Eq.)	State Equalized (1.00000)	Exemptions	Amount	State Category	Net Taxable Value	After EZ & TIF	Other Information	County	District
Land:	120,235	120,235	Improvement:	306	Farm:	596,525	596,525	PTELL:	
Farm Land:	58,359	58,359	Owner Occupd:	116,646	Residential:	448,600	448,600	New Property EAV:	0 297,675
Building:	665,888	665,888	Leasehold Owner:	0	Commercial:	128,221	128,221	Annexations EAV:	0 0
Farm Building:	513,000	513,000	Elderly:	25,000	Industrial:	0	0	Disconnection EAV:	0 0
State Assessed:	78,645	78,645	Dis. Veteran:	0	Mineral:	0	0	Recovered TIF EAV:	0 0
	1,436,127	1,436,127	Sen Freeze:	7,785	Pollution Control:	0	0	Aggregate Extension:	0
			Fraternal Org.:	0	State Railroad:	78,645	78,645	Rate Increase:	0.00000
			Storm Dmg Improven	0	Local Railroad:	30,399	30,399	TIF Loss EAV:	0
			50% Owner Occupied	0		1,282,390	1,282,390	EZ EAV Reduction:	0
Less Exemptions	-153,737		Part Exempt:	0	Overlapping Counties			EZ Tax Reduction:	0.00
Net Taxable Value	1,282,390		Returning Veteran:	0	Montgomery (Actual)		52,180,339	Industrial Tax Abatement:	0.00
			Disabled Person:	4,000			53,462,729		
			Disabled 50-69% Vetc	0					
			Disabled 70-100% Ve	0					
			Natural Disaster:	0					
			Disabled 30-49% Vetc	0					
				153,737					

Fund	Levy Request	Max Rate	Auto Set To Max	Calculated Rate	Calculated Taxes	PTELL Factor	PTELL Rate	(w/overrides) Final Rate	Final Taxes	% of Total
001 Library Corporate	68,374	0.15000		0.12790	1,640.18			0.12790	1,640.18	99.51%
209 Prior Year Adj (Sb508)	8	0.00000		0.00063	8.08			0.00063	8.08	0.49%
	68,382			0.12853	1,648.26			0.12853	1,648.26	100.00%

Jodie L. Badman

I, Jodie L. Badman, County Clerk for Christian County Illinois, do hereby certify this report to be a true and complete copy of the 2023 extension information.

District Extension Summary

5/29/2024 4:30 pm

FD01 - ASSUMPTION FPD

Tax Year 2023

Assessed (BoR Eq.)	State Equalized (1.00000)	Exemptions	Amount	State Category	Net Taxable Value	After EZ & TIF	Other Information	County	District
Land:	4,201,131	4,201,131	Improvement:	327,989	Farm:	21,835,647	PTELL:		
Farm Land:	15,333,688	15,333,688	Owner Occupd:	2,896,533	Residential:	9,681,129	New Property EAV:	467,050	647,445
Building:	22,927,646	22,927,646	Leasehold Owner:	150,000	Commercial:	5,115,464	Annexations EAV:	0	0
Farm Building:	1,549,347	1,549,347	Elderly:	796,577	Industrial:	2,366,209	Disconnection EAV:	0	0
State Assessed:	39,557	39,557	Dis. Veteran:	0	Mineral:	64,185	Recovered TIF EAV:	0	0
	44,051,369	44,051,369	Sen Freeze:	412,919	Pollution Control:	0	Aggregate Extension:	163,481	
Less Assessments < 150	-1,030	-1,030	Fraternal Org.:	33,253	State Railroad:	39,557	Rate Increase:	1.05985	
	44,050,339	44,050,339	Storm Dmg Improven	0	Local Railroad:	187	TIF Loss EAV:	1,480,508	
			50% Owner Occupied	0		39,102,378	EZ EAV Reduction:	0	
Less Exemptions	-4,947,961	-4,947,961	Part Exempt:	0	Overlapping Counties		EZ Tax Reduction:	0.00	
Net Taxable Value	39,102,378	39,102,378	Returning Veteran:	0	Shelby (Actual)		Industrial Tax Abatement:	0.00	
			Disabled Person:	36,625					
			Disabled 50-69% Vetc	0					
			Disabled 70-100% Ve	289,065					
			Natural Disaster:	0					
			Disabled 30-49% Vetc	5,000					
				4,947,961					

Fund	Levy Request	Max Rate	Auto Set To Max	Calculated Rate	Calculated Taxes	PTELL Factor	PTELL Rate	(w/overrides) Final Rate	Final Taxes	% of Total
001 Corporate	208,424	0.40000		0.37891	142,553.03	0.47621	0.18044	0.33549	126,217.62	55.96%
035 Insurance	20,561	0.00000		0.03738	14,063.06	0.47621	0.01780	0.02205	8,295.62	3.68%
064 Ambulance Service	156,318	0.30000		0.28418	106,913.83	0.47621	0.13533	0.24076	90,578.42	40.16%
209 Prior Yr Adj (Sb508)	466	0.00000		0.00124	466.51			0.00124	466.51	0.21%
	385,769			0.70171	263,996.42		0.33357	0.59954	225,558.17	100.00%

Jodie L. Badman

I, Jodie L. Badman, County Clerk for Christian County Illinois, do hereby certify this report to be a true and complete copy of the 2023 extension information.

District Extension Summary

5/29/2024 4:30 pm

FD02 - BLUE MOUND FPD

Tax Year 2023

Assessed (BoR Eq.)	State Equalized (1.00000)	Exemptions	Amount	State Category	Net Taxable Value	After EZ & TIF	Other Information	County	District
Land:	608,486	608,486	Improvement:	36,310	Farm:	11,239,068	11,239,068	PTELL:	
Farm Land:	8,841,552	8,841,552	Owner Occupd:	276,000	Residential:	22,075	22,075	New Property EAV:	542,401
Building:	4,174,064	4,174,064	Leasehold Owner:	0	Commercial:	2,014,484	2,014,484	Annexations EAV:	0
Farm Building:	399,940	399,940	Elderly:	95,000	Industrial:	0	0	Disconnection EAV:	0
State Assessed:	173,019	173,019	Dis. Veteran:	0	Mineral:	7,672	7,672	Recovered TIF EAV:	0
	14,197,061	14,197,061	Sen Freeze:	77,759	Pollution Control:	0	0	Aggregate Extension:	0
Less Assessments < 150	-330	-330	Fraternal Org.:	0	State Railroad:	173,019	173,019	Rate Increase:	0.00000
	14,196,731	14,196,731	Storm Dmg Improven	0	Local Railroad:	0	0	TIF Loss EAV:	0
Less Exemptions		-740,413	50% Owner Occupied	0		13,456,318	13,456,318	EZ EAV Reduction:	0
Net Taxable Value	13,456,318		Part Exempt:	0	Overlapping Counties			EZ Tax Reduction:	0.00
			Returning Veteran:	0	Macon (Actual)		45,283,426	Industrial Tax Abatement:	0.00
			Disabled Person:	6,000			58,739,744		
			Disabled 50-69% Vetc	0					
			Disabled 70-100% Ve	249,344					
			Natural Disaster:	0					
			Disabled 30-49% Vetc	0					
				740,413					

Fund	Levy Request	Max Rate	Auto Set To Max	Calculated Rate	Calculated Taxes	PTELL Factor	PTELL Rate	(w/overrides) Final Rate	Final Taxes	% of Total
001 Corporate	172,050	0.30000		0.29291	39,414.94			0.29291	39,414.94	78.61%
049 Emer Rescue Crews & Equip	28,901	0.05000		0.04921	6,621.86			0.04921	6,621.86	13.21%
027 Audit	2,829	0.00500		0.00482	648.60			0.00482	648.60	1.29%
035 Insurance	15,000	0.00000		0.02554	3,436.75			0.02554	3,436.75	6.85%
209 Prior Yr Adj (Sb508)	19	0.00000		0.00015	20.18			0.00015	20.18	0.04%
	218,799			0.37263	50,142.33			0.37263	50,142.33	100.00%

Jodie L. Badman

I, Jodie L. Badman, County Clerk for Christian County Illinois, do hereby certify this report to be a true and complete copy of the 2023 extension information.

District Extension Summary

5/29/2024 4:30 pm

FD03 - EDINBURG FPD

Tax Year 2023

Assessed (BoR Eq.)	State Equalized (1.00000)	Exemptions	Amount	State Category	Net Taxable Value	After EZ & TIF	Other Information	County	District
Land:	7,760,474	7,760,474	Improvement:	501,020	Farm:	38,196,902	PTELL:		
Farm Land:	21,162,056	21,162,056	Owner Occupd:	3,651,720	Residential:	12,623,568	New Property EAV:	872,932	872,932
Building:	31,274,207	31,274,207	Leasehold Owner:	132,000	Commercial:	2,952,817	Annexations EAV:	0	0
Farm Building:	1,710,581	1,710,581	Elderly:	977,046	Industrial:	1,253,737	Disconnection EAV:	0	0
State Assessed:	0	0	Dis. Veteran:	0	Mineral:	87,962	Recovered TIF EAV:	0	0
	61,907,318	61,907,318	Sen Freeze:	659,789	Pollution Control:	0	Aggregate Extension:	80,981	
Less Assessments < 150	-8,827	-8,827	Fraternal Org.:	7,220	State Railroad:	0	Rate Increase:	0.00000	
	61,898,491	61,898,491	Storm Dmg Improven	0	Local Railroad:	0	TIF Loss EAV:	0	
Less Exemptions		-6,783,505	50% Owner Occupied	0		55,114,986	EZ EAV Reduction:	0	
Net Taxable Value		55,114,986	Part Exempt:	0	Overlapping Counties		EZ Tax Reduction:	0.00	
			Returning Veteran:	0			Industrial Tax Abatement:	0.00	
			Disabled Person:	45,563					
			Disabled 50-69% Vetc	15,836					
			Disabled 70-100% Ve	790,811					
			Natural Disaster:	0					
			Disabled 30-49% Vetc	2,500					
				6,783,505					

Fund	Levy Request	Max Rate	Auto Set To Max	Calculated Rate	Calculated Taxes	PTELL Factor	PTELL Rate	(w/overrides) Final Rate	Final Taxes	% of Total
001 Corporate	74,344	0.40000		0.13489	74,344.72			0.13489	74,344.72	86.98%
035 Insurance	11,000	0.00000		0.01996	11,000.97			0.01996	11,000.97	12.87%
209 Prior Yr Adj (Sb508)	126	0.00000		0.00023	126.76			0.00023	126.76	0.15%
	85,470			0.15508	85,472.45			0.15508	85,472.45	100.00%

Jodie L. Badman

I, Jodie L. Badman, County Clerk for Christian County Illinois, do hereby certify this report to be a true and complete copy of the 2023 extension information.

District Extension Summary

5/29/2024 4:30 pm

FD04 - MT. AUBURN FPD

Tax Year 2023

Assessed (BoR Eq.)	State Equalized (1.00000)	Exemptions	Amount	State Category	Net Taxable Value	After EZ & TIF	Other Information	County	District	
Land:	5,246,080	5,246,080	Improvement:	207,707	Farm:	36,875,740	36,875,740	PTELL:		
Farm Land:	22,924,254	22,924,254	Owner Occupd:	2,404,131	Residential:	4,336,511	4,336,511	New Property EAV:	251,651	251,651
Building:	18,753,725	18,753,725	Leasehold Owner:	18,000	Commercial:	2,666,055	2,666,055	Annexations EAV:	0	0
Farm Building:	1,377,456	1,377,456	Elderly:	709,427	Industrial:	73,793	73,793	Disconnection EAV:	0	0
State Assessed:	5,722	5,722	Dis. Veteran:	0	Mineral:	79,811	79,811	Recovered TIF EAV	0	0
	48,307,237	48,307,237	Sen Freeze:	449,909	Pollution Control:	0	0	Aggregate Extension:	117,752	
Less Assessments < 150	-5,374	-5,374	Fraternal Org.:	28,655	State Railroad:	5,382	5,382	Rate Increase:	0.00000	
	48,301,863	48,301,863	Storm Dmg Improven	0	Local Railroad:	0	0	TIF Loss EAV:	0	
Less Exemptions		-4,264,571	50% Owner Occupied	3,000		44,037,292	44,037,292	EZ EAV Reduction:	0	
Net Taxable Value		44,037,292	Part Exempt:	0	Overlapping Counties			EZ Tax Reduction:	0.00	
			Returning Veteran:	0				Industrial Tax Abatement:	0.00	
			Disabled Person:	42,000						
			Disabled 50-69% Vetc	0						
			Disabled 70-100% Ve	399,242						
			Natural Disaster:	0						
			Disabled 30-49% Vetc	2,500						
				4,264,571						

Fund	Levy Request	Max Rate	Auto Set To Max	Calculated Rate	Calculated Taxes	PTELL Factor	PTELL Rate	(w/overrides) Final Rate	Final Taxes	% of Total
001 Corporate	97,326	0.40000		0.22101	97,326.95			0.22101	97,326.95	78.48%
049 Emer Rescue Crews & Equip	18,000	0.05000		0.04088	18,002.47			0.04088	18,002.47	14.52%
035 Insurance	8,500	0.00000		0.01931	8,503.61			0.01931	8,503.61	6.86%
209 Prior Yr Adj (Sb508)	174	0.00000		0.00040	176.15			0.00040	176.15	0.14%
	124,000			0.28160	124,009.18			0.28160	124,009.18	100.00%

Jodie L. Badman

I, Jodie L. Badman, County Clerk for Christian County Illinois, do hereby certify this report to be a true and complete copy of the 2023 extension information.

District Extension Summary

5/29/2024 4:30 pm

FD05 - MOWEAQUA FPD

Tax Year 2023

Assessed (BoR Eq.)	State Equalized (1.00000)	Exemptions	Amount	State Category	Net Taxable Value	After EZ & TIF	Other Information	County	District	
Land:	1,972,746	1,972,746	Improvement:	69,148	Farm:	13,658,961	13,658,961	PTELL:		
Farm Land:	6,808,595	6,808,595	Owner Occupd:	690,000	Residential:	871,421	871,421	New Property EAV:	125,953	251,083
Building:	6,781,094	6,781,094	Leasehold Owner:	0	Commercial:	231,690	231,690	Annexations EAV:	0	0
Farm Building:	460,144	460,144	Elderly:	208,497	Industrial:	0	0	Disconnection EAV:	0	0
State Assessed:	10,319	10,319	Dis. Veteran:	0	Mineral:	80,264	80,264	Recovered TIF EAV:	0	0
	16,032,898	16,032,898	Sen Freeze:	170,837	Pollution Control:	0	0	Aggregate Extension:	106,184	
Less Assessments < 150	-671	-671	Fraternal Org.:	0	State Railroad:	10,319	10,319	Rate Increase:	0.00000	
	16,032,227	16,032,227	Storm Dmg Improven	0	Local Railroad:	0	0	TIF Loss EAV:	0	
Less Exemptions		-1,179,572	50% Owner Occupied	0		14,852,655	14,852,655	EZ EAV Reduction:	0	
Net Taxable Value		14,852,655	Part Exempt:	0	Overlapping Counties			EZ Tax Reduction:	0.00	
			Returning Veteran:	0	Shelby (Actual)		52,086,412	Industrial Tax Abatement:	0.00	
			Disabled Person:	14,000			66,939,067			
			Disabled 50-69% Vetc	0						
			Disabled 70-100% Ve	27,090						
			Natural Disaster:	0						
			Disabled 30-49% Vetc	0						
				1,179,572						

Fund	Levy Request	Max Rate	Auto Set To Max	Calculated Rate	Calculated Taxes	PTELL Factor	PTELL Rate	(w/overrides) Final Rate	Final Taxes	% of Total
001 Corporate	105,827	0.40000		0.15810	23,482.05	0.55974	0.08849	0.08849	13,143.08	52.88%
027 Audit	1,600	0.00500		0.00240	356.46	0.55974	0.00134	0.00134	199.02	0.80%
035 Insurance	4,000	0.00000		0.00598	888.19	0.55974	0.00335	0.00335	497.56	2.00%
064 Ambulance Service	88,500	0.00000		0.13221	19,636.70	0.55974	0.07400	0.07400	10,990.93	44.22%
209 Prior Year Adj (Sb508)	23	0.00000		0.00016	23.76			0.00016	23.76	0.10%
	199,950			0.29885	44,387.16		0.16718	0.16734	24,854.35	100.00%

Jodie L. Badman

I, Jodie L. Badman, County Clerk for Christian County Illinois, do hereby certify this report to be a true and complete copy of the 2023 extension information.

District Extension Summary

5/29/2024 4:30 pm

FD06 - NIANTIC FPD

Tax Year 2023

	Assessed (BoR Eq.)	State Equalized (1.00000)	Exemptions	Amount	Tax Year 2023			Other Information	County	District
					State Category	Net Taxable Value	After EZ & TIF			
Land:	354,954	354,954	Improvement:	2,553	Farm:	4,437,921	4,437,921	PTELL:		
Farm Land:	3,107,039	3,107,039	Owner Occupd:	164,907	Residential:	0	0	New Property EAV:	6,360	6,360
Building:	1,083,266	1,083,266	Leasehold Owner:	9,055	Commercial:	0	0	Annexations EAV:	0	0
Farm Building:	121,253	121,253	Elderly:	44,032	Industrial:	0	0	Disconnection EAV:	0	0
State Assessed:	0	0	Dis. Veteran:	0	Mineral:	0	0	Recovered TIF EAV:	0	0
	4,666,512	4,666,512	Sen Freeze:	5,982	Pollution Control:	0	0	Aggregate Extension:	0	
Less Assessments < 150	-62	-62	Fraternal Org.:	0	State Railroad:	0	0	Rate Increase:	0.00000	
	4,666,450	4,666,450	Storm Dmg Improven	0	Local Railroad:	0	0	TIF Loss EAV:	0	
Less Exemptions		-228,529	50% Owner Occupied	0		4,437,921	4,437,921	EZ EAV Reduction:	0	
Net Taxable Value		4,437,921	Part Exempt:	0	Overlapping Counties			EZ Tax Reduction:	0.00	
			Returning Veteran:	0	Macon (Actual)		34,214,805	Industrial Tax Abatement:	0.00	
			Disabled Person:	2,000			38,652,726			
			Disabled 50-69% Vetc	0						
			Disabled 70-100% Ve	0						
			Natural Disaster:	0						
			Disabled 30-49% Vetc	0						
				228,529						

Fund	Levy Request	Max Rate	Auto Set To Max	Calculated Rate	Calculated Taxes	PTELL Factor	PTELL Rate	(w/overrides) Final Rate	Final Taxes	% of Total
001 Corporate	108,900	0.30000		0.28174	12,503.39			0.28174	12,503.39	80.80%
010 Equipment	10,750	0.05000		0.02782	1,234.63			0.02782	1,234.63	7.98%
027 Audit	500	0.00500		0.00130	57.69			0.00130	57.69	0.37%
035 Insurance	14,500	0.00000		0.03752	1,665.11			0.03752	1,665.11	10.76%
209 Prior Yr Adj (Sb508)	14	0.00000		0.00032	14.20			0.00032	14.20	0.09%
	134,664			0.34870	15,475.02			0.34870	15,475.02	100.00%

Jodie L. Badman

I, Jodie L. Badman, County Clerk for Christian County Illinois, do hereby certify this report to be a true and complete copy of the 2023 extension information.

District Extension Summary

5/29/2024 4:30 pm

FD07 - OWANECO FPD

Tax Year 2023

Assessed (BoR Eq.)	State Equalized (1.00000)	Exemptions	Amount	State Category	Net Taxable Value	After EZ & TIF	Other Information	County	District
Land:	2,696,459	2,696,459	Improvement:	257,339	Farm:	28,814,191	PTELL:		
Farm Land:	18,377,412	18,377,412	Owner Occupd:	1,417,094	Residential:	2,126,824	New Property EAV:	349,908	349,908
Building:	11,175,038	11,175,038	Leasehold Owner:	18,000	Commercial:	819,871	Annexations EAV:	0	0
Farm Building:	1,937,073	1,937,073	Elderly:	401,268	Industrial:	0	Disconnection EAV:	0	0
State Assessed:	59	59	Dis. Veteran:	0	Mineral:	72,768	Recovered TIF EAV:	0	0
	34,186,041	34,186,041	Sen Freeze:	193,282	Pollution Control:	0	Aggregate Extension:	70,241	
Less Assessments < 150	-70	-70	Fraternal Org.:	0	State Railroad:	0	Rate Increase:	0.00000	
	34,185,971	34,185,971	Storm Dmg Improven	0	Local Railroad:	0	TIF Loss EAV:	0	
Less Exemptions		-2,352,317	50% Owner Occupied	0		31,833,654	EZ EAV Reduction:	0	
Net Taxable Value	31,833,654		Part Exempt:	0	Overlapping Counties		EZ Tax Reduction:	0.00	
			Returning Veteran:	0			Industrial Tax Abatement:	0.00	
			Disabled Person:	22,000					
			Disabled 50-69% Vetc	0					
			Disabled 70-100% Ve	43,334					
			Natural Disaster:	0					
			Disabled 30-49% Vetc	0					
				2,352,317					

Fund	Levy Request	Max Rate	Auto Set To Max	Calculated Rate	Calculated Taxes	PTELL Factor	PTELL Rate	(w/overrides) Final Rate	Final Taxes	% of Total
001 Corporate	75,500	0.40000		0.23718	75,503.06	0.98769	0.23426	0.23426	74,573.58	99.97%
209 Prior Yr Adj (Sb508)	21	0.00000		0.00007	22.28			0.00007	22.28	0.03%
	75,521			0.23725	75,525.34		0.23426	0.23433	74,595.86	100.00%

Jodie L. Badman

I, Jodie L. Badman, County Clerk for Christian County Illinois, do hereby certify this report to be a true and complete copy of the 2023 extension information.

District Extension Summary

5/29/2024 4:30 pm

FD08 - PAWNEE FPD

Tax Year 2023

Assessed (BoR Eq.)	State Equalized (1.00000)	Exemptions	Amount	State Category	Net Taxable Value	After EZ & TIF	Other Information	County	District
Land:	853,104	853,104	Improvement:	42,403	Farm:	9,101,065	9,101,065	PTELL:	
Farm Land:	6,526,406	6,526,406	Owner Occupd:	174,000	Residential:	0	0	New Property EAV:	0 217,764
Building:	2,115,721	2,115,721	Leasehold Owner:	6,000	Commercial:	7,973	7,973	Annexations EAV:	0 0
Farm Building:	418,930	418,930	Elderly:	35,000	Industrial:	462,717	462,717	Disconnection EAV:	0 0
State Assessed:	321,043	321,043	Dis. Veteran:	0	Mineral:	500	500	Recovered TIF EAV:	0 0
	10,235,204	10,235,204	Sen Freeze:	7,878	Pollution Control:	0	0	Aggregate Extension:	0
Less Assessments < 150	-171	-171	Fraternal Org.:	0	State Railroad:	321,043	321,043	Rate Increase:	0.00000
	10,235,033	10,235,033	Storm Dmg Improven	0	Local Railroad:	76,454	76,454	TIF Loss EAV:	0
			50% Owner Occupied	0		9,969,752	9,969,752	EZ EAV Reduction:	0
Less Exemptions		-265,281	Part Exempt:	0	Overlapping Counties			EZ Tax Reduction:	0.00
Net Taxable Value	9,969,752		Returning Veteran:	0	Montgomery (Actual)		2,061,386	Industrial Tax Abatement:	0.00
			Disabled Person:	0	Sangamon (Actual)		88,193,796		
			Disabled 50-69% Vetc	0			100,224,934		
			Disabled 70-100% Ve	0					
			Natural Disaster:	0					
			Disabled 30-49% Vetc	0					
				265,281					

Fund	Levy Request	Max Rate	Auto Set To Max	Calculated Rate	Calculated Taxes	PTELL Factor	PTELL Rate	(w/overrides) Final Rate	Final Taxes	% of Total
001 Corporate	292,143	0.30000		0.29149	29,060.82			0.29149	29,060.82	56.67%
027 Audit	3,700	0.00500		0.00370	368.88			0.00370	368.88	0.72%
035 Insurance	35,100	0.00000		0.03503	3,492.40			0.03503	3,492.40	6.81%
064 Ambulance Service	166,344	0.30000		0.16598	16,547.78			0.16598	16,547.78	32.27%
047 Social Security	14,600	0.00000		0.01457	1,452.59			0.01457	1,452.59	2.83%
209 Prior Yr Adj (Sb508)	360	0.00000		0.00362	360.90			0.00362	360.90	0.70%
	512,247			0.51439	51,283.37			0.51439	51,283.37	100.00%

Jodie L. Badman

I, Jodie L. Badman, County Clerk for Christian County Illinois, do hereby certify this report to be a true and complete copy of the 2023 extension information.

District Extension Summary

5/29/2024 4:30 pm

FD09 - ROCHESTER FPD

Tax Year 2023

Assessed (BoR Eq.)	State Equalized (1.00000)	Exemptions	Amount	State Category	Net Taxable Value	After EZ & TIF	Other Information	County	District	
Land:	35,200	35,200	Improvement:	9,458	Farm:	279,983	279,983	PTELL:		
Farm Land:	38,122	38,122	Owner Occupd:	12,000	Residential:	0	0	New Property EAV:	0	1,509,989
Building:	210,019	210,019	Leasehold Owner:	0	Commercial:	0	0	Annexations EAV:	0	0
Farm Building:	23,100	23,100	Elderly:	5,000	Industrial:	0	0	Disconnection EAV:	0	0
State Assessed:	0	0	Dis. Veteran:	0	Mineral:	0	0	Recovered TIF EAV	0	0
	306,441	306,441	Sen Freeze:	0	Pollution Control:	0	0	Aggregate Extension:	636,982	
			Fraternal Org.:	0	State Railroad:	0	0	Rate Increase:	0.00000	
			Storm Dmg Improven	0	Local Railroad:	0	0	TIF Loss EAV:	0	
			50% Owner Occupied	0		279,983	279,983	EZ EAV Reduction:	0	
Less Exemptions		-26,458	Part Exempt:	0	Overlapping Counties			EZ Tax Reduction:	0.00	
Net Taxable Value		279,983	Returning Veteran:	0	Sangamon (Actual)		227,559,981	Industrial Tax Abatement:	0.00	
			Disabled Person:	0			227,839,964			
			Disabled 50-69% Vetc	0						
			Disabled 70-100% Ve	0						
			Natural Disaster:	0						
			Disabled 30-49% Vetc	0						
				26,458						

Fund	Levy Request	Max Rate	Auto Set To Max	Calculated Rate	Calculated Taxes	PTELL Factor	PTELL Rate	(w/overrides) Final Rate	Final Taxes	% of Total
001 Corporate	646,419	0.40000		0.28372	794.38			0.28372	794.38	96.53%
027 Audit	3,250	0.00500		0.00143	4.00			0.00143	4.00	0.49%
035 Insurance	20,000	0.00000		0.00878	24.58			0.00878	24.58	2.99%
	669,669			0.29393	822.96			0.29393	822.96	100.00%

Jodie L. Badman

I, Jodie L. Badman, County Clerk for Christian County Illinois, do hereby certify this report to be a true and complete copy of the 2023 extension information.

District Extension Summary

5/29/2024 4:30 pm

FD10 - STONINGTON FPD

Tax Year 2023

Assessed (BoR Eq.)	State Equalized (1.00000)	Exemptions	Amount	State Category	Net Taxable Value	After EZ & TIF	Other Information	County	District
Land:	5,227,229	5,227,229	Improvement:	323,446	Farm:	42,611,118	PTELL:		
Farm Land:	28,404,376	28,404,376	Owner Occupd:	2,927,960	Residential:	8,599,029	New Property EAV:	330,075	330,075
Building:	28,723,196	28,723,196	Leasehold Owner:	48,000	Commercial:	7,165,493	Annexations EAV:	0	0
Farm Building:	1,843,057	1,843,057	Elderly:	777,590	Industrial:	0	Disconnection EAV:	0	0
State Assessed:	1,045,631	1,045,631	Dis. Veteran:	0	Mineral:	353,290	Recovered TIF EAV:	0	0
	65,243,489	65,243,489	Sen Freeze:	660,359	Pollution Control:	0	Aggregate Extension:	151,017	
Less Assessments < 150	-245	-245	Fraternal Org.:	33,862	State Railroad:	1,045,588	Rate Increase:	0.00000	
	65,243,244	65,243,244	Storm Dmg Improven	0	Local Railroad:	196,920	TIF Loss EAV:	3,676,046	
Less Exemptions	-5,271,806	-5,271,806	50% Owner Occupied	0		59,971,438	EZ EAV Reduction:	0	
Net Taxable Value	59,971,438		Part Exempt:	0	Overlapping Counties	56,295,392	EZ Tax Reduction:	0.00	
			Returning Veteran:	0			Industrial Tax Abatement:	0.00	
			Disabled Person:	40,000					
			Disabled 50-69% Vetc	0					
			Disabled 70-100% Ve	458,089					
			Natural Disaster:	0					
			Disabled 30-49% Vetc	2,500					
				5,271,806					

Fund	Levy Request	Max Rate	Auto Set To Max	Calculated Rate	Calculated Taxes	PTELL Factor	PTELL Rate	(w/overrides) Final Rate	Final Taxes	% of Total
001 Corporate	122,517	0.40000		0.21764	122,521.32			0.21764	122,521.32	77.23%
027 Audit	2,749	0.00500		0.00489	2,752.85			0.00489	2,752.85	1.74%
035 Insurance	18,000	0.00000		0.03198	18,003.27			0.03198	18,003.27	11.35%
049 Emer Rescue Crews & Equip	15,300	0.05000		0.02718	15,301.09			0.02718	15,301.09	9.64%
209 Prior Yr Adj (Sb508)	67	0.00000		0.00012	67.55			0.00012	67.55	0.04%
	158,633			0.28181	158,646.08			0.28181	158,646.08	100.00%

Jodie L. Badman

I, Jodie L. Badman, County Clerk for Christian County Illinois, do hereby certify this report to be a true and complete copy of the 2023 extension information.

District Extension Summary

5/29/2024 4:30 pm

FD13 - MORRISONVILLE-PALMER FPD

Tax Year 2023

Assessed (BoR Eq.)	State Equalized (1.00000)	Exemptions	Amount	State Category	Net Taxable Value	After EZ & TIF	Other Information	County	District	
Land:	5,575,119	5,575,119	Improvement:	608,957	Farm:	48,020,536	48,020,536	PTELL:		
Farm Land:	33,699,703	33,699,703	Owner Occupd:	3,667,181	Residential:	10,098,945	10,098,945	New Property EAV:	398,602	404,831
Building:	26,109,310	26,109,310	Leasehold Owner:	138,000	Commercial:	3,775,260	3,775,260	Annexations EAV:	0	0
Farm Building:	3,494,868	3,494,868	Elderly:	999,937	Industrial:	0	0	Disconnection EAV:	0	0
State Assessed:	1,163,804	1,163,804	Dis. Veteran:	0	Mineral:	84,735	84,735	Recovered TIF EAV:	0	0
	70,042,804	70,042,804	Sen Freeze:	678,870	Pollution Control:	0	0	Aggregate Extension:	0	
Less Assessments < 150	-623	-623	Fraternal Org.:	54,365	State Railroad:	1,163,729	1,163,729	Rate Increase:	0.00000	
	70,042,181	70,042,181	Storm Dmg Improven	0	Local Railroad:	98,250	98,250	TIF Loss EAV:	0	
Less Exemptions		-6,800,726	50% Owner Occupied	3,000		63,241,455	63,241,455	EZ EAV Reduction:	0	
Net Taxable Value		63,241,455	Part Exempt:	0	Overlapping Counties			EZ Tax Reduction:	0.00	
			Returning Veteran:	0	Montgomery (Actual)		921,186	Industrial Tax Abatement:	0.00	
			Disabled Person:	52,000			64,162,641			
			Disabled 50-69% Vetc	25,000						
			Disabled 70-100% Ve	573,416						
			Natural Disaster:	0						
			Disabled 30-49% Vetc	0						
				6,800,726						

Fund	Levy Request	Max Rate	Auto Set To Max	Calculated Rate	Calculated Taxes	PTELL Factor	PTELL Rate	(w/overrides) Final Rate	Final Taxes	% of Total
001 Corporate	95,100	0.40000		0.14822	93,736.65			0.14822	93,736.65	87.59%
027 Audit	1,000	0.00500		0.00156	986.57			0.00156	986.57	0.92%
035 Insurance	12,000	0.00000		0.01871	11,832.50			0.01871	11,832.50	11.06%
209 Prior Yr Adj (Sb508)	456	0.00000		0.00073	461.66			0.00073	461.66	0.43%
	108,556			0.16922	107,017.38			0.16922	107,017.38	100.00%

Jodie L. Badman

I, Jodie L. Badman, County Clerk for Christian County Illinois, do hereby certify this report to be a true and complete copy of the 2023 extension information.

District Extension Summary

5/29/2024 4:30 pm

FD15 - MIDLAND FPD

Tax Year 2023

	Assessed (BoR Eq.)	State Equalized (1.00000)	Exemptions	Amount	Tax Year 2023			Other Information	County	District
					State Category	Net Taxable Value	After EZ & TIF			
Land:	6,659,869	6,659,869	Improvement:	509,892	Farm:	16,598,751	16,598,751	PTELL:		
Farm Land:	11,371,158	11,371,158	Owner Occupd:	4,824,074	Residential:	17,740,450	17,740,450	New Property EAV:	297,046	297,046
Building:	38,179,297	38,179,297	Leasehold Owner:	322,685	Commercial:	2,396,442	2,396,442	Annexations EAV:	0	0
Farm Building:	775,430	775,430	Elderly:	1,307,825	Industrial:	10,440,544	10,440,544	Disconnection EAV:	0	0
State Assessed:	363,928	363,928	Dis. Veteran:	0	Mineral:	69,584	69,584	Recovered TIF EAV	0	0
	57,349,682	57,349,682	Sen Freeze:	1,010,772	Pollution Control:	0	0	Aggregate Extension:	118,323	
Less Assessments < 150	-2,706	-2,706	Fraternal Org.:	39,010	State Railroad:	327,205	327,205	Rate Increase:	0.00000	
	57,346,976	57,346,976	Storm Dmg Improven	0	Local Railroad:	1,075,897	1,075,897	TIF Loss EAV:	0	
Less Exemptions		-8,698,103	50% Owner Occupied	0		48,648,873	48,648,873	EZ EAV Reduction:	0	
Net Taxable Value		48,648,873	Part Exempt:	0	Overlapping Counties			EZ Tax Reduction:	0.00	
			Returning Veteran:	5,000				Industrial Tax Abatement:	0.00	
			Disabled Person:	115,908						
			Disabled 50-69% Vetc	0						
			Disabled 70-100% Ve	552,937						
			Natural Disaster:	0						
			Disabled 30-49% Vetc	10,000						
				8,698,103						

Fund	Levy Request	Max Rate	Auto Set To Max	Calculated Rate	Calculated Taxes	PTELL Factor	PTELL Rate	(w/overrides) Final Rate	Final Taxes	% of Total
001 Corporate	112,625	0.40000		0.23151	112,627.06			0.23151	112,627.06	90.07%
035 Insurance	12,000	0.00000		0.02467	12,001.68			0.02467	12,001.68	9.60%
209 Prior Yr Adj (Sb508)	404	0.00000		0.00084	408.65			0.00084	408.65	0.33%
	125,029			0.25702	125,037.39			0.25702	125,037.39	100.00%

Jodie L. Badman

I, Jodie L. Badman, County Clerk for Christian County Illinois, do hereby certify this report to be a true and complete copy of the 2023 extension information.

District Extension Summary

5/29/2024 4:30 pm

FD17 - TAYLORVILLE FPD

Tax Year 2023

Assessed (BoR Eq.)	State Equalized (1.00000)	Exemptions	Amount	State Category	Net Taxable Value	After EZ & TIF	Other Information	County	District	
Land:	17,153,900	17,153,900	Improvement:	1,423,355	Farm:	45,473,540	45,473,540	PTELL:		
Farm Land:	17,542,021	17,542,021	Owner Occupd:	6,928,065	Residential:	35,579,416	35,579,416	New Property EAV:	1,052,571	1,052,571
Building:	64,485,475	64,485,475	Leasehold Owner:	126,000	Commercial:	3,362,804	3,362,804	Annexations EAV:	0	0
Farm Building:	2,549,366	2,549,366	Elderly:	2,059,646	Industrial:	3,155,142	3,155,142	Disconnection EAV:	0	0
State Assessed:	2,234,268	2,234,268	Dis. Veteran:	0	Mineral:	138,670	138,670	Recovered TIF EAV	0	0
	103,965,030	103,965,030	Sen Freeze:	1,274,113	Pollution Control:	0	0	Aggregate Extension:	172,218	
Less Assessments < 150	-579	-579	Fraternal Org.:	0	State Railroad:	2,231,773	2,231,773	Rate Increase:	0.00000	
	103,964,451	103,964,451	Storm Dmg Improven	0	Local Railroad:	3,614	3,614	TIF Loss EAV:	0	
Less Exemptions	-14,019,492	-14,019,492	50% Owner Occupied	0		89,944,959	89,944,959	EZ EAV Reduction:	0	
Net Taxable Value	89,944,959	89,944,959	Part Exempt:	2,500	Overlapping Counties			EZ Tax Reduction:	0.00	
			Returning Veteran:	0				Industrial Tax Abatement:	0.00	
			Disabled Person:	106,000						
			Disabled 50-69% Vetc	28,357						
			Disabled 70-100% Ve	1,748,861						
			Natural Disaster:	317,595						
			Disabled 30-49% Vetc	5,000						
				14,019,492						

Fund	Levy Request	Max Rate	Auto Set To Max	Calculated Rate	Calculated Taxes	PTELL Factor	PTELL Rate	(w/overrides) Final Rate	Final Taxes	% of Total
001 Corporate	177,110	0.40000		0.19691	177,110.60			0.19691	177,110.60	97.25%
027 Audit	995	0.00500		0.00111	998.39			0.00111	998.39	0.55%
035 Insurance	3,253	0.00000		0.00362	3,256.01			0.00362	3,256.01	1.79%
209 Prior Yr Adj (Sb508)	746	0.00000		0.00083	746.54			0.00083	746.54	0.41%
	182,104			0.20247	182,111.54			0.20247	182,111.54	100.00%

Jodie L. Badman

I, Jodie L. Badman, County Clerk for Christian County Illinois, do hereby certify this report to be a true and complete copy of the 2023 extension information.

District Extension Summary

5/29/2024 4:30 pm

FD18 - RAYMOND FPD

Tax Year 2023

	Assessed (BoR Eq.)	State Equalized (1.00000)	Exemptions	Amount	Tax Year 2023		Other Information	County	District
					State Category	Net Taxable Value			
Land:	297,699	297,699	Improvement:	8,170	Farm:	5,703,313	5,703,313	PTELL:	
Farm Land:	3,917,457	3,917,457	Owner Occupd:	200,646	Residential:	448,600	448,600	New Property EAV:	21,363
Building:	1,432,140	1,432,140	Leasehold Owner:	0	Commercial:	128,221	128,221	Annexations EAV:	0
Farm Building:	970,216	970,216	Elderly:	50,000	Industrial:	16,343	16,343	Disconnection EAV:	0
State Assessed:	261,101	261,101	Dis. Veteran:	0	Mineral:	1,000	1,000	Recovered TIF EAV:	0
	6,878,613	6,878,613	Sen Freeze:	7,785	Pollution Control:	0	0	Aggregate Extension:	0
			Fraternal Org.:	0	State Railroad:	261,101	261,101	Rate Increase:	0.00000
			Storm Dmg Improven	0	Local Railroad:	30,399	30,399	TIF Loss EAV:	0
			50% Owner Occupied	0		6,588,977	6,588,977	EZ EAV Reduction:	0
Less Exemptions		-289,636	Part Exempt:	0	Overlapping Counties			EZ Tax Reduction:	0.00
Net Taxable Value		6,588,977	Returning Veteran:	0	Macoupin (Estimate)		359,571	Industrial Tax Abatement:	0.00
			Disabled Person:	4,000	Montgomery (Actual)		73,489,170		
			Disabled 50-69% Vetc	0					
			Disabled 70-100% Ve	19,035					
			Natural Disaster:	0					
			Disabled 30-49% Vetc	0					
				289,636					

Fund	Levy Request	Max Rate	Auto Set To Max	Calculated Rate	Calculated Taxes	PTELL Factor	PTELL Rate	(w/overrides) Final Rate	Final Taxes	% of Total
001 Corporate	188,711	0.30000		0.23461	15,458.45			0.23461	15,458.45	90.75%
027 Audit	4,100	0.00500		0.00500	329.45			0.00500	329.45	1.93%
035 Insurance	15,000	0.00000		0.01865	1,228.85			0.01865	1,228.85	7.21%
209 Prior Year Adj (Sb508)	16	0.00000		0.00025	16.47			0.00025	16.47	0.10%
	207,827			0.25851	17,033.22			0.25851	17,033.22	100.00%

Jodie L. Badman

I, Jodie L. Badman, County Clerk for Christian County Illinois, do hereby certify this report to be a true and complete copy of the 2023 extension information.

District Extension Summary

5/29/2024 4:30 pm

FD19 - NOKOMIS AREA FPD

Tax Year 2023

Assessed (BoR Eq.)	State Equalized (1.00000)	Exemptions	Amount	State Category	Net Taxable Value	After EZ & TIF	Other Information	County	District	
Land:	434,803	434,803	Improvement:	28,550	Farm:	7,151,411	7,151,411	PTELL:		
Farm Land:	4,824,674	4,824,674	Owner Occupd:	216,000	Residential:	0	0	New Property EAV:	53,001	692,584
Building:	1,666,856	1,666,856	Leasehold Owner:	6,000	Commercial:	18,571	18,571	Annexations EAV:	0	0
Farm Building:	631,490	631,490	Elderly:	55,000	Industrial:	0	0	Disconnection EAV:	0	0
State Assessed:	0	0	Dis. Veteran:	0	Mineral:	71,877	71,877	Recovered TIF EAV:	0	0
	7,557,823	7,557,823	Sen Freeze:	4,373	Pollution Control:	0	0	Aggregate Extension:	0	
Less Assessments < 150	-41	-41	Fraternal Org.:	0	State Railroad:	0	0	Rate Increase:	0.00000	
	7,557,782	7,557,782	Storm Dmg Improven	0	Local Railroad:	0	0	TIF Loss EAV:	0	
			50% Owner Occupied	0		7,241,859	7,241,859	EZ EAV Reduction:	0	
Less Exemptions		-315,923	Part Exempt:	0	Overlapping Counties			EZ Tax Reduction:	0.00	
Net Taxable Value	7,241,859		Returning Veteran:	0	Montgomery (Actual)		52,051,028	Industrial Tax Abatement:	0.00	
			Disabled Person:	6,000			59,292,887			
			Disabled 50-69% Vetc	0						
			Disabled 70-100% Ve	0						
			Natural Disaster:	0						
			Disabled 30-49% Vetc	0						
				315,923						

Fund	Levy Request	Max Rate	Auto Set To Max	Calculated Rate	Calculated Taxes	PTELL Factor	PTELL Rate	(w/overrides) Final Rate	Final Taxes	% of Total
001 Corporate	153,300	0.30000		0.25855	18,723.87			0.25855	18,723.87	92.50%
035 Insurance	11,320	0.00000		0.01910	1,383.20			0.01910	1,383.20	6.83%
047 Social Security	700	0.00000		0.00119	86.18			0.00119	86.18	0.43%
209 Prior Yr Adj (Sb508)	49	0.00000		0.00068	49.24			0.00068	49.24	0.24%
	165,369			0.27952	20,242.49			0.27952	20,242.49	100.00%

Jodie L. Badman

I, Jodie L. Badman, County Clerk for Christian County Illinois, do hereby certify this report to be a true and complete copy of the 2023 extension information.

District Extension Summary

5/29/2024 4:30 pm

JC17 - LAKE LAND COLLEGE JC 517

Tax Year 2023

Assessed (BoR Eq.)	State Equalized (1.00000)	Exemptions	Amount	State Category	Net Taxable Value	After EZ & TIF	Other Information	County	District	
Land:	15,756,251	15,756,251	Improvement:	857,582	Farm:	44,372,237	44,368,879	PTELL:		
Farm Land:	25,004,373	25,004,373	Owner Occupd:	11,768,464	Residential:	35,585,589	35,237,932	New Property EAV:	1,502,913	35,574,642
Building:	74,556,819	74,556,819	Leasehold Owner:	1,189,433	Commercial:	16,123,000	14,599,814	Annexations EAV:	0	0
Farm Building:	2,815,882	2,815,882	Elderly:	3,878,626	Industrial:	731,034	730,866	Disconnection EAV:	0	0
State Assessed:	3,532,078	3,532,078	Dis. Veteran:	0	Mineral:	669,717	669,717	Recovered TIF EAV:	0	0
	121,665,403	121,665,403	Sen Freeze:	1,780,451	Pollution Control:	0	0	Aggregate Extension:	0	
Less Assessments < 150	-991	-991	Fraternal Org.:	85,519	State Railroad:	3,531,956	3,073,572	Rate Increase:	0.00000	
	121,664,412	121,664,412	Storm Dmg Improven	0	Local Railroad:	3,612	3,612	TIF Loss EAV:	2,332,753	
Less Exemptions	-20,647,267	-20,647,267	50% Owner Occupied	15,000		101,017,145	98,684,392	EZ EAV Reduction:	0	
Net Taxable Value	101,017,145	101,017,145	Part Exempt:	0	Overlapping Counties			EZ Tax Reduction:	0.00	
			Returning Veteran:	0	Clark (Actual)		346,513,415	Industrial Tax Abatement:	0.00	
			Disabled Person:	245,292	Clay (Estimate)		28,352,813			
			Disabled 50-69% Vetc	16,260	Coles (Actual)		888,465,107			
			Disabled 70-100% Ve	798,140	Crawford (Actual)		48,948			
			Natural Disaster:	0	Cumberland (Estimate)		230,749,158			
			Disabled 30-49% Vetc	12,500	Douglas (Actual)		115,123,925			
				20,647,267	Edgar (Estimate)		380,874,560			
					Effingham (Estimate)		958,894,505			
					Fayette (Estimate)		230,275,531			
					Jasper (Estimate)		28,603,596			
					Macon (Actual)		5,409,555			
					Montgomery (Actual)		4,403,518			
					Moultrie (Actual)		369,142,848			
					Shelby (Actual)		473,746,550			
							4,159,288,421			

Jodie L. Badman

I, Jodie L. Badman, County Clerk for Christian County Illinois, do hereby certify this report to be a true and complete copy of the 2023 extension information.


District Extension Summary

5/29/2024 4:30 pm

JC17 - LAKE LAND COLLEGE JC 517

Tax Year 2023

Fund	Levy Request	Max Rate	Auto Set To Max	Calculated Rate	Calculated Taxes	PTELL Factor	PTELL Rate	(w/overrides) Final Rate	Final Taxes	% of Total
002 Educational	6,150,000	0.15500		0.14841	146,457.58			0.14841	146,457.58	28.55%
003 Cc Bonds	6,597,500	0.00000		0.15920	157,105.64			0.15920	157,105.64	30.63%
004 Building	1,000,000	0.02500		0.02414	23,822.43			0.02414	23,822.43	4.64%
027 Audit	147,000	0.00500		0.00355	3,503.30			0.00355	3,503.30	0.68%
035 Insurance	465,810	0.00000		0.01125	11,102.00			0.01125	11,102.00	2.16%
047 Social Security	77,154	0.00000		0.00187	1,845.40			0.00187	1,845.40	0.36%
060 Unemployment Ins	228,376	0.00000		0.00552	5,447.38			0.00552	5,447.38	1.06%
062 Workmens Comp Ins	308,615	0.00000		0.00745	7,351.99			0.00745	7,351.99	1.43%
141 Health Safety & Hndcp Access	1,995,000	0.05000		0.04814	47,506.69			0.04814	47,506.69	9.26%
143 Medicare Ins	195,045	0.00000		0.00471	4,648.04			0.00471	4,648.04	0.91%
149 Foundation Tax	4,120,000	0.10330	✓	0.10330	101,941.03			0.10330	101,941.03	19.87%
209 Prior Yr Adj (Sb508)	2,255	0.00000		0.00229	2,259.87			0.00229	2,259.87	0.44%
	21,286,755			0.51983	512,991.35			0.51983	512,991.35	100.00%



I, Jodie L. Badman, County Clerk for Christian County Illinois, do hereby certify this report to be a true and complete copy of the 2023 extension information.

District Extension Summary

5/29/2024 4:30 pm

JC26 - LLCC DIST 4 JC 526

Tax Year 2023

Assessed (BoR Eq.)		State Equalized (1.00000)	Exemptions	Amount	State Category	Net Taxable Value	After EZ & TIF	Other Information	County	District
Land:	84,054,924	84,054,924	Improvement:	6,103,988	Farm:	237,070,345	236,933,378	PTELL:		
Farm Land:	138,860,591	138,860,591	Owner Occupd:	41,847,817	Residential:	188,835,078	188,761,916	New Property EAV:	5,503,255	52,430,606
Building:	360,855,151	360,855,151	Leasehold Owner:	2,650,430	Commercial:	68,902,446	66,239,461	Annexations EAV:	0	0
Farm Building:	13,274,074	13,274,074	Elderly:	12,576,691	Industrial:	20,397,541	20,390,143	Disconnection EAV:	0	0
State Assessed:	4,836,559	4,836,559	Dis. Veteran:	0	Mineral:	747,328	747,328	Recovered TIF EAV:	0	0
	601,881,299	601,881,299	Sen Freeze:	7,956,900	Pollution Control:	0	0	Aggregate Extension:	0	
Less Assessments < 150	-18,750	-18,750	Fraternal Org.:	283,376	State Railroad:	4,796,926	4,796,926	Rate Increase:	0.00000	
	601,862,549	601,862,549	Storm Dmg Improven	0	Local Railroad:	1,287,935	1,287,935	TIF Loss EAV:	2,728,542	
Less Exemptions		-79,824,950	50% Owner Occupied	18,000		522,037,599	519,157,087	EZ EAV Reduction:	151,970	
Net Taxable Value		522,037,599	Part Exempt:	2,500	Overlapping Counties			EZ Tax Reduction:	734.40	
			Returning Veteran:	10,000	Bond (Actual)		8,177,074	Industrial Tax Abatement:	292.28	
			Disabled Person:	664,772	Cass (Actual)		217,118,955			
			Disabled 50-69% Vetc	132,887	Dewitt (Actual)		1,113,133			
			Disabled 70-100% Ve	7,090,290	Fayette (Estimate)		255,202			
			Natural Disaster:	457,299	Greene (Estimate)		69,004			
			Disabled 30-49% Vetc	30,000	Logan (Actual)		251,344,188			
				79,824,950	Macon (Actual)		734,260			
					Macoupin (Estimate)		244,461,603			
					Mason (Actual)		120,234,453			
					Menard (Actual)		357,698,932			
					Montgomery (Actual)		571,154,047			
					Morgan (Actual)		728,759,367			
					Sangamon (Actual)		4,895,485,450			
					Scott (Actual)		81,579,391			
							7,997,342,146			

Jodie L. Badman

I, Jodie L. Badman, County Clerk for Christian County Illinois, do hereby certify this report to be a true and complete copy of the 2023 extension information.


District Extension Summary

5/29/2024 4:30 pm

JC26 - LLCC DIST 4 JC 526

Tax Year 2023

Fund	Levy Request	Max Rate	Auto Set To Max	Calculated Rate	Calculated Taxes	PTELL Factor	PTELL Rate	(w/overrides) Final Rate	Final Taxes	% of Total
002 Educational	21,156,823	0.27000		0.26595	1,380,537.47			0.26595	1,380,537.47	55.03%
004 Building	5,485,102	0.07000		0.06895	357,917.12			0.06895	357,917.12	14.27%
027 Audit	80,000	0.00500		0.00101	5,242.88			0.00101	5,242.88	0.21%
035 Insurance	6,490,000	0.00000		0.08159	423,530.93			0.08159	423,530.93	16.88%
047 Social Security	610,000	0.00000		0.00767	39,814.71			0.00767	39,814.71	1.59%
141 Health Safety	2,000,000	0.05000		0.02515	130,552.80			0.02515	130,552.80	5.20%
003 General Obli Bonds	2,489,610	0.00000		0.03130	162,477.24			0.03130	162,477.24	6.48%
209 Prior Yr Adj (Sb508)	8,414	0.00000		0.00163	8,461.27			0.00163	8,461.27	0.34%
	38,319,949			0.48325	2,508,534.42			0.48325	2,508,534.42	100.00%



I, Jodie L. Badman, County Clerk for Christian County Illinois, do hereby certify this report to be a true and complete copy of the 2023 extension information.

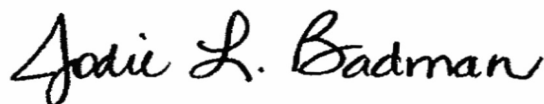
District Extension Summary

5/29/2024 4:30 pm

JC37 - RICHLAND COLLEGE JC 537

Tax Year 2023

Assessed (BoR Eq.)	State Equalized (1.00000)	Exemptions	Amount	State Category	Net Taxable Value	After EZ & TIF	Other Information	County	District	
Land:	11,631,434	11,631,434	Improvement:	695,834	Farm:	88,461,325	88,369,052	PTELL:		
Farm Land:	59,711,387	59,711,387	Owner Occupd:	6,703,400	Residential:	18,903,488	18,647,286	New Property EAV:	893,072	1,685,661
Building:	58,728,074	58,728,074	Leasehold Owner:	207,055	Commercial:	12,488,736	8,154,218	Annexations EAV:	0	0
Farm Building:	4,420,094	4,420,094	Elderly:	1,861,696	Industrial:	2,366,209	1,942,770	Disconnection EAV:	0	0
State Assessed:	953,946	953,946	Dis. Veteran:	0	Mineral:	340,266	340,266	Recovered TIF EAV:	0	0
	135,444,935	135,444,935	Sen Freeze:	1,287,589	Pollution Control:	0	0	Aggregate Extension:	0	
Less Assessments < 150	-2,038	-2,038	Fraternal Org.:	67,115	State Railroad:	953,903	903,781	Rate Increase:	0.00000	
	135,442,897	135,442,897	Storm Dmg Improven	0	Local Railroad:	197,107	197,107	TIF Loss EAV:	5,156,554	
Less Exemptions	-11,731,863	-11,731,863	50% Owner Occupied	0		123,711,034	118,554,480	EZ EAV Reduction:	0	
Net Taxable Value	123,711,034	123,711,034	Part Exempt:	0	Overlapping Counties			EZ Tax Reduction:	0.00	
			Returning Veteran:	0	Dewitt (Actual)		575,339,908	Industrial Tax Abatement:	0.00	
			Disabled Person:	96,625	Logan (Actual)		12,284,219			
			Disabled 50-69% Vetc	0	Macon (Actual)		2,039,058,481			
			Disabled 70-100% Ve	805,049	Moultrie (Actual)		8,610,185			
			Natural Disaster:	0	Piatt (Actual)		50,570,143			
			Disabled 30-49% Vetc	7,500	Sangamon (Actual)		47,442,331			
				11,731,863	Shelby (Actual)		72,321,482			
							2,924,181,229			



I, Jodie L. Badman, County Clerk for Christian County Illinois, do hereby certify this report to be a true and complete copy of the 2023 extension information.


District Extension Summary

5/29/2024 4:30 pm

JC37 - RICHLAND COLLEGE JC 537

Tax Year 2023

Fund	Levy Request	Max Rate	Auto Set To Max	Calculated Rate	Calculated Taxes	PTELL Factor	PTELL Rate	(w/overrides) Final Rate	Final Taxes	% of Total
002 Educational	8,078,813	0.27490		0.27490	325,906.11			0.27490	325,906.11	50.33%
003 Go Bonds	3,239,630	0.00000		0.11079	131,346.44			0.11079	131,346.44	20.29%
004 Building	1,175,528	0.04000		0.04000	47,421.77			0.04000	47,421.77	7.32%
027 Audit	95,000	0.00500		0.00325	3,853.02			0.00325	3,853.02	0.60%
035 Insurance	2,475,000	0.00000		0.08464	100,344.46			0.08464	100,344.46	15.50%
141 Health Safety	771,890	0.05000		0.02640	31,298.37			0.02640	31,298.37	4.83%
143 Medicare Ins	155,000	0.00000		0.00531	6,295.24			0.00531	6,295.24	0.97%
209 Prior Yr Adj (Sb508)	1,011	0.00000		0.00086	1,019.57			0.00086	1,019.57	0.16%
	15,991,872			0.54615	647,484.98			0.54615	647,484.98	100.00%



I, Jodie L. Badman, County Clerk for Christian County Illinois, do hereby certify this report to be a true and complete copy of the 2023 extension information.

District Extension Summary

5/29/2024 4:30 pm

MAD1 - MAD#1 MT AUBURN/MOSQUITO

Tax Year 2023

	Assessed (BoR Eq.)	State Equalized (1.00000)	Exemptions		Tax Year 2023			Other		
			Amount	State Category	Net Taxable Value	After EZ & TIF	Information	County	District	
Land:	6,156,357	6,156,357	Improvement:	243,743	Farm:	51,648,673	51,648,673	PTELL:		
Farm Land:	34,308,232	34,308,232	Owner Occupd:	2,815,038	Residential:	4,358,586	4,358,586	New Property EAV:	798,718	798,718
Building:	23,683,529	23,683,529	Leasehold Owner:	27,055	Commercial:	4,646,863	4,646,863	Annexations EAV:	0	0
Farm Building:	1,789,739	1,789,739	Elderly:	843,459	Industrial:	73,793	73,793	Disconnection EAV:	0	0
State Assessed:	5,722	5,722	Dis. Veteran:	0	Mineral:	95,216	95,216	Recovered TIF EAV	0	0
	65,943,579	65,943,579	Sen Freeze:	521,286	Pollution Control:	0	0	Aggregate Extension:	4,390	
Less Assessments < 150	-5,746	-5,746	Fraternal Org.:	28,655	State Railroad:	5,382	5,382	Rate Increase:	0.00000	
	65,937,833	65,937,833	Storm Dmg Improven	0	Local Railroad:	0	0	TIF Loss EAV:	0	
Less Exemptions		-5,109,320	50% Owner Occupied	3,000		60,828,513	60,828,513	EZ EAV Reduction:	0	
Net Taxable Value		60,828,513	Part Exempt:	0	Overlapping Counties			EZ Tax Reduction:	0.00	
			Returning Veteran:	0				Industrial Tax Abatement:	0.00	
			Disabled Person:	50,000						
			Disabled 50-69% Vetc	0						
			Disabled 70-100% Ve	574,584						
			Natural Disaster:	0						
			Disabled 30-49% Vetc	2,500						
				5,109,320						

Fund	Levy Request	Max Rate	Auto Set To Max	Calculated Rate	Calculated Taxes	PTELL Factor	PTELL Rate	(w/overrides) Final Rate	Final Taxes	% of Total
147 Assessment Fund	4,387	0.00000		0.00722	4,391.83			0.00722	4,391.83	99.86%
209 Prior Yr Adj (Sb508)	5	0.00000		0.00001	6.08			0.00001	6.08	0.14%
	4,392			0.00723	4,397.91			0.00723	4,397.91	100.00%

Jodie L. Badman

I, Jodie L. Badman, County Clerk for Christian County Illinois, do hereby certify this report to be a true and complete copy of the 2023 extension information.

District Extension Summary

5/29/2024 4:30 pm

MAD2 - MAD#2 STONINGTON/PRAIRIETON

Tax Year 2023

Assessed (BoR Eq.)	State Equalized (1.00000)	Exemptions	Amount	State Category	Net Taxable Value	After EZ & TIF	Other Information	County	District	
Land:	5,390,408	5,390,408	Improvement:	322,678	Farm:	42,037,852	41,981,474	PTELL:		
Farm Land:	28,014,511	28,014,511	Owner Occupd:	3,035,960	Residential:	9,255,593	9,081,680	New Property EAV:	258,579	258,579
Building:	29,275,329	29,275,329	Leasehold Owner:	30,000	Commercial:	7,349,641	3,954,008	Annexations EAV:	0	0
Farm Building:	1,723,591	1,723,591	Elderly:	826,087	Industrial:	0	0	Disconnection EAV:	0	0
State Assessed:	927,853	927,853	Dis. Veteran:	0	Mineral:	149,104	149,104	Recovered TIF EAV:	0	0
	65,331,692	65,331,692	Sen Freeze:	727,965	Pollution Control:	0	0	Aggregate Extension:	6,004	
Less Assessments < 150	-886	-886	Fraternal Org.:	33,862	State Railroad:	927,810	877,688	Rate Increase:	0.00000	
	65,330,806	65,330,806	Storm Dmg Improven	0	Local Railroad:	196,920	196,920	TIF Loss EAV:	3,676,046	
Less Exemptions	-5,413,886	-5,413,886	50% Owner Occupied	0		59,916,920	56,240,874	EZ EAV Reduction:	0	
Net Taxable Value	59,916,920	59,916,920	Part Exempt:	0	Overlapping Counties			EZ Tax Reduction:	0.00	
			Returning Veteran:	0				Industrial Tax Abatement:	0.00	
			Disabled Person:	50,000						
			Disabled 50-69% Vetc	0						
			Disabled 70-100% Ve	384,834						
			Natural Disaster:	0						
			Disabled 30-49% Vetc	2,500						
				5,413,886						

Fund	Levy Request	Max Rate	Auto Set To Max	Calculated Rate	Calculated Taxes	PTELL Factor	PTELL Rate	(w/overrides) Final Rate	Final Taxes	% of Total
147 Assessment Fund	6,000	0.00000		0.01067	6,000.88			0.01067	6,000.88	99.91%
209 Prior Yr Adj (Sb508)	4	0.00000		0.00001	5.62			0.00001	5.62	0.09%
	6,004			0.01068	6,006.50			0.01068	6,006.50	100.00%

Jodie L. Badman

I, Jodie L. Badman, County Clerk for Christian County Illinois, do hereby certify this report to be a true and complete copy of the 2023 extension information.

District Extension Summary

5/29/2024 4:30 pm

MAD3 - MAD#3 BEAR CREEK/JOHNSON/KING

Tax Year 2023

	Assessed (BoR Eq.)	State Equalized (1.00000)	Exemptions		Tax Year 2023			Other		
			Amount	State Category	Net Taxable Value	After EZ & TIF	Information	County	District	
Land:	7,376,862	7,376,862	Improvement:	567,160	Farm:	51,228,505	51,228,505	PTELL:		
Farm Land:	29,782,250	29,782,250	Owner Occupd:	2,972,421	Residential:	8,506,281	8,506,281	New Property EAV:	342,186	342,186
Building:	25,504,692	25,504,692	Leasehold Owner:	66,000	Commercial:	1,053,888	1,053,888	Annexations EAV:	0	0
Farm Building:	3,998,824	3,998,824	Elderly:	808,253	Industrial:	37,910	37,910	Disconnection EAV:	0	0
State Assessed:	1,423,998	1,423,998	Dis. Veteran:	0	Mineral:	76,410	76,410	Recovered TIF EAV:	0	0
	68,086,626	68,086,626	Sen Freeze:	438,233	Pollution Control:	0	0	Aggregate Extension:	5,634	
Less Assessments < 150	-549	-549	Fraternal Org.:	0	State Railroad:	1,423,998	1,423,998	Rate Increase:	0.00000	
	68,086,077	68,086,077	Storm Dmg Improven	0	Local Railroad:	30,399	30,399	TIF Loss EAV:	0	
Less Exemptions		-5,728,686	50% Owner Occupied	3,000		62,357,391	62,357,391	EZ EAV Reduction:	0	
Net Taxable Value		62,357,391	Part Exempt:	0	Overlapping Counties			EZ Tax Reduction:	0.00	
			Returning Veteran:	0				Industrial Tax Abatement:	0.00	
			Disabled Person:	36,000						
			Disabled 50-69% Vetc	25,000						
			Disabled 70-100% Ve	812,619						
			Natural Disaster:	0						
			Disabled 30-49% Vetc	0						
				5,728,686						

Fund	Levy Request	Max Rate	Auto Set To Max	Calculated Rate	Calculated Taxes	PTELL Factor	PTELL Rate	(w/overrides) Final Rate	Final Taxes	% of Total
147 Assessment Fund	5,630	0.00000		0.00903	5,630.62			0.00903	5,630.62	99.67%
209 Prior Yr Adj (Sb508)	18	0.00000		0.00003	18.71			0.00003	18.71	0.33%
	5,648			0.00906	5,649.33			0.00906	5,649.33	100.00%

Jodie L. Badman

I, Jodie L. Badman, County Clerk for Christian County Illinois, do hereby certify this report to be a true and complete copy of the 2023 extension information.

District Extension Summary

5/29/2024 4:30 pm

MAD4 - MAD#4 GREENWOOD/LOCUST/ROSAMON

Tax Year 2023

Assessed (BoR Eq.)	State Equalized (1.00000)	Exemptions	Amount	State Category	Net Taxable Value	After EZ & TIF	Other Information	County	District	
Land:	4,828,849	4,828,849	Improvement:	313,239	Farm:	47,707,373	47,707,373	PTELL:		
Farm Land:	31,089,883	31,089,883	Owner Occupd:	2,432,045	Residential:	5,010,549	5,010,549	New Property EAV:	515,829	515,829
Building:	20,136,376	20,136,376	Leasehold Owner:	30,000	Commercial:	2,220,123	2,220,123	Annexations EAV:	0	0
Farm Building:	3,492,286	3,492,286	Elderly:	746,268	Industrial:	0	0	Disconnection EAV:	0	0
State Assessed:	1,113,227	1,113,227	Dis. Veteran:	0	Mineral:	424,827	424,827	Recovered TIF EAV:	0	0
	60,660,621	60,660,621	Sen Freeze:	382,814	Pollution Control:	0	0	Aggregate Extension:	4,902	
Less Assessments < 150	-111	-111	Fraternal Org.:	0	State Railroad:	1,113,168	1,113,168	Rate Increase:	0.00000	
	60,660,510	60,660,510	Storm Dmg Improven	0	Local Railroad:	0	0	TIF Loss EAV:	0	
Less Exemptions		-4,184,470	50% Owner Occupied	0		56,476,040	56,476,040	EZ EAV Reduction:	0	
Net Taxable Value		56,476,040	Part Exempt:	0	Overlapping Counties			EZ Tax Reduction:	0.00	
			Returning Veteran:	0				Industrial Tax Abatement:	0.00	
			Disabled Person:	38,702						
			Disabled 50-69% Vetc	0						
			Disabled 70-100% Ve	238,902						
			Natural Disaster:	0						
			Disabled 30-49% Vetc	2,500						
				4,184,470						

Fund	Levy Request	Max Rate	Auto Set To Max	Calculated Rate	Calculated Taxes	PTELL Factor	PTELL Rate	(w/overrides) Final Rate	Final Taxes	% of Total
147 Assessment Fund	5,000	0.00000		0.00886	5,003.62			0.00886	5,003.62	99.89%
209 Prior Yr Adj (Sb508)	5	0.00000		0.00001	5.65			0.00001	5.65	0.11%
	5,005			0.00887	5,009.27			0.00887	5,009.27	100.00%

Jodie L. Badman

I, Jodie L. Badman, County Clerk for Christian County Illinois, do hereby certify this report to be a true and complete copy of the 2023 extension information.

District Extension Summary

5/29/2024 4:30 pm

MPLD - MOWEAQUA PUB LBRY DIST

Tax Year 2023

Assessed (BoR Eq.)	State Equalized (1.00000)	Exemptions	Amount	State Category	Net Taxable Value	After EZ & TIF	Other Information	County	District	
Land:	2,164,332	2,164,332	Improvement:	99,556	Farm:	15,638,796	15,638,796	PTELL:		
Farm Land:	8,063,325	8,063,325	Owner Occupd:	780,000	Residential:	904,655	904,655	New Property EAV:	148,610	270,463
Building:	7,536,123	7,536,123	Leasehold Owner:	0	Commercial:	231,690	231,690	Annexations EAV:	0	0
Farm Building:	474,454	474,454	Elderly:	233,497	Industrial:	0	0	Disconnection EAV:	0	0
State Assessed:	21,326	21,326	Dis. Veteran:	0	Mineral:	81,264	81,264	Recovered TIF EAV:	0	0
	18,259,560	18,259,560	Sen Freeze:	185,067	Pollution Control:	0	0	Aggregate Extension:	102,147	
Less Assessments < 150	-681	-681	Fraternal Org.:	0	State Railroad:	21,326	21,326	Rate Increase:	0.00000	
	18,258,879	18,258,879	Storm Dmg Improven	0	Local Railroad:	0	0	TIF Loss EAV:	0	
Less Exemptions	-1,381,148	-1,381,148	50% Owner Occupied	0		16,877,731	16,877,731	EZ EAV Reduction:	0	
Net Taxable Value	16,877,731		Part Exempt:	0	Overlapping Counties			EZ Tax Reduction:	0.00	
			Returning Veteran:	0	Shelby (Actual)		53,844,369	Industrial Tax Abatement:	0.00	
			Disabled Person:	18,000			70,722,100			
			Disabled 50-69% Vetc	0						
			Disabled 70-100% Ve	65,028						
			Natural Disaster:	0						
			Disabled 30-49% Vetc	0						
				1,381,148						

Fund	Levy Request	Max Rate	Auto Set To Max	Calculated Rate	Calculated Taxes	PTELL Factor	PTELL Rate	(w/overrides) Final Rate	Final Taxes	% of Total
001 Library Corporate	90,449	0.60000		0.12790	21,586.63			0.12790	21,586.63	84.25%
027 Audit	500	0.00500		0.00071	119.83			0.00071	119.83	0.47%
004 Library Building	11,500	0.02000		0.01627	2,746.01			0.01627	2,746.01	10.72%
035 Insurance	3,000	0.00000		0.00425	717.30			0.00425	717.30	2.80%
047 Social Security	1,800	0.00000		0.00255	430.38			0.00255	430.38	1.68%
209 Prior Yr Adj (Sb508)	21	0.00000		0.00013	21.94			0.00013	21.94	0.09%
	107,270			0.15181	25,622.09			0.15181	25,622.09	100.00%

Jodie L. Badman

I, Jodie L. Badman, County Clerk for Christian County Illinois, do hereby certify this report to be a true and complete copy of the 2023 extension information.

District Extension Summary

5/29/2024 4:30 pm

PD01 - PRAIRIETON PARK DISTRICT

Tax Year 2023

	Assessed (BoR Eq.)	State Equalized (1.00000)	Exemptions	Amount	Tax Year 2023			Other Information	County	District
					State Category	Net Taxable Value	After EZ & TIF			
Land:	2,640,972	2,640,972	Improvement:	122,092	Farm:	21,766,866	21,766,866	PTELL:		
Farm Land:	12,096,476	12,096,476	Owner Occupd:	978,000	Residential:	904,655	904,655	New Property EAV:	169,100	169,100
Building:	9,304,360	9,304,360	Leasehold Owner:	0	Commercial:	231,690	231,690	Annexations EAV:	0	0
Farm Building:	801,354	801,354	Elderly:	303,497	Industrial:	0	0	Disconnection EAV:	0	0
State Assessed:	23,783	23,783	Dis. Veteran:	0	Mineral:	86,974	86,974	Recovered TIF EAV	0	0
	24,866,945	24,866,945	Sen Freeze:	241,959	Pollution Control:	0	0	Aggregate Extension:	4,402	
Less Assessments < 150	-721	-721	Fraternal Org.:	0	State Railroad:	23,783	23,783	Rate Increase:	0.00000	
	24,866,224	24,866,224	Storm Dmg Improven	0	Local Railroad:	0	0	TIF Loss EAV:	0	
Less Exemptions		-1,852,256	50% Owner Occupied	0		23,013,968	23,013,968	EZ EAV Reduction:	0	
Net Taxable Value		23,013,968	Part Exempt:	0	Overlapping Counties			EZ Tax Reduction:	0.00	
			Returning Veteran:	0				Industrial Tax Abatement:	0.00	
			Disabled Person:	22,000						
			Disabled 50-69% Vetc	0						
			Disabled 70-100% Ve	184,708						
			Natural Disaster:	0						
			Disabled 30-49% Vetc	0						
				1,852,256						

Fund	Levy Request	Max Rate	Auto Set To Max	Calculated Rate	Calculated Taxes	PTELL Factor	PTELL Rate	(w/overrides) Final Rate	Final Taxes	% of Total
001 Corporate	4,400	0.10000		0.01912	4,400.20			0.01912	4,400.20	99.90%
209 Prior Yr Adj (Sb508)	3	0.00000		0.00002	4.60			0.00002	4.60	0.10%
	4,403			0.01914	4,404.80			0.01914	4,404.80	100.00%

Jodie L. Badman

I, Jodie L. Badman, County Clerk for Christian County Illinois, do hereby certify this report to be a true and complete copy of the 2023 extension information.

District Extension Summary

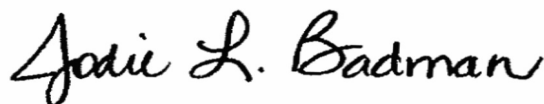
5/29/2024 4:30 pm

PD02 - TAYLORVILLE PARK DISTRICT

Tax Year 2023

	Assessed (BoR Eq.)	State Equalized (1.00000)			State Category	Net Taxable Value	After EZ & TIF	Other Information	County	District
			Exemptions	Amount						
Land:	56,292,932	56,292,932	Improvement:	4,160,996	Farm:	83,096,161	82,959,194	PTELL:		
Farm Land:	38,990,766	38,990,766	Owner Occupd:	26,573,489	Residential:	141,916,845	141,843,683	New Property EAV:	3,624,941	3,624,941
Building:	240,511,588	240,511,588	Leasehold Owner:	2,033,745	Commercial:	54,360,922	51,697,937	Annexations EAV:	0	0
Farm Building:	4,331,898	4,331,898	Elderly:	8,414,663	Industrial:	8,150,407	8,143,009	Disconnection EAV:	0	0
State Assessed:	2,970,595	2,970,595	Dis. Veteran:	0	Mineral:	457,732	457,732	Recovered TIF EAV	0	0
	343,097,779	343,097,779	Sen Freeze:	5,115,480	Pollution Control:	0	0	Aggregate Extension:	792,920	
Less Assessments < 150	-3,437	-3,437	Fraternal Org.:	154,126	State Railroad:	2,968,100	2,968,100	Rate Increase:	0.00000	
	343,094,342	343,094,342	Storm Dmg Improven	0	Local Railroad:	6,935	6,935	TIF Loss EAV:	2,728,542	
Less Exemptions		-52,137,240	50% Owner Occupied	12,000	290,957,102		288,076,590	EZ EAV Reduction:	151,970	
Net Taxable Value		290,957,102	Part Exempt:	0	Overlapping Counties			EZ Tax Reduction:	498.42	
			Returning Veteran:	5,000				Industrial Tax Abatement:	198.36	
			Disabled Person:	390,864						
			Disabled 50-69% Vetc	94,530						
			Disabled 70-100% Ve	4,710,048						
			Natural Disaster:	457,299						
			Disabled 30-49% Vetc	15,000						
				52,137,240						

Fund	Levy Request	Max Rate	Auto Set To Max	Calculated Rate	Calculated Taxes	PTELL Factor	PTELL Rate	(w/overrides) Final Rate	Final Taxes	% of Total
001 Corporate	268,000	0.10000		0.09304	267,970.16			0.09304	267,970.16	28.37%
003 Various Purpose Bonds	108,246	0.00000		0.03758	108,236.45			0.03758	108,236.45	11.46%
005 I M R F	20,000	0.00000		0.00695	20,017.12			0.00695	20,017.12	2.12%
027 Audit	6,100	0.00500		0.00212	6,105.94			0.00212	6,105.94	0.65%
035 Insurance	35,000	0.00000		0.01215	34,993.95			0.01215	34,993.95	3.70%
047 Social Security	25,000	0.00000		0.00868	24,999.80			0.00868	24,999.80	2.65%
060 Unemployment Insurance	1,000	0.00000		0.00035	1,008.06			0.00035	1,008.06	0.11%
062 Workmens Comp Ins	17,000	0.00000		0.00591	17,021.75			0.00591	17,021.75	1.80%
123 Museum	105,266	0.07000		0.03655	105,269.88			0.03655	105,269.88	11.14%
122 Recreation Program	320,000	0.12000		0.11109	319,957.07			0.11109	319,957.07	33.87%
125 Paving - Lighting	13,200	0.00500		0.00459	13,219.94			0.00459	13,219.94	1.40%
126 Handicapped Joint Rec Program	22,000	0.04000		0.00764	22,004.43			0.00764	22,004.43	2.33%
209 Prior Yr Adj (Sb508)	3,790	0.00000		0.00132	3,801.81			0.00132	3,801.81	0.40%
	944,602			0.32797	944,606.36			0.32797	944,606.36	100.00%



I, Jodie L. Badman, County Clerk for Christian County Illinois, do hereby certify this report to be a true and complete copy of the 2023 extension information.

District Extension Summary

5/29/2024 4:30 pm

PD03 - STONINGTON PARK DISTRICT

Tax Year 2023

Assessed (BoR Eq.)	State Equalized (1.00000)	Exemptions	Amount	State Category	Net Taxable Value	After EZ & TIF	Other Information	County	District	
Land:	2,680,993	2,680,993	Improvement:	200,586	Farm:	18,213,411	18,157,033	PTELL:		
Farm Land:	14,126,609	14,126,609	Owner Occupd:	2,045,960	Residential:	8,350,938	8,177,025	New Property EAV:	77,479	77,479
Building:	19,013,279	19,013,279	Leasehold Owner:	30,000	Commercial:	6,351,007	2,955,374	Annexations EAV:	0	0
Farm Building:	868,737	868,737	Elderly:	522,590	Industrial:	0	0	Disconnection EAV:	0	0
State Assessed:	769,782	769,782	Dis. Veteran:	0	Mineral:	27,590	27,590	Recovered TIF EAV	0	0
	37,459,400	37,459,400	Sen Freeze:	486,006	Pollution Control:	0	0	Aggregate Extension:	48,407	
Less Assessments < 150	-165	-165	Fraternal Org.:	33,862	State Railroad:	769,739	719,617	Rate Increase:	0.00000	
	37,459,235	37,459,235	Storm Dmg Improven	0	Local Railroad:	196,920	196,920	TIF Loss EAV:	3,676,046	
Less Exemptions	-3,549,630	-3,549,630	50% Owner Occupied	0		33,909,605	30,233,559	EZ EAV Reduction:	0	
Net Taxable Value	33,909,605		Part Exempt:	0	Overlapping Counties			EZ Tax Reduction:	0.00	
			Returning Veteran:	0				Industrial Tax Abatement:	0.00	
			Disabled Person:	28,000						
			Disabled 50-69% Vetc	0						
			Disabled 70-100% Ve	200,126						
			Natural Disaster:	0						
			Disabled 30-49% Vetc	2,500						
				3,549,630						

Fund	Levy Request	Max Rate	Auto Set To Max	Calculated Rate	Calculated Taxes	PTELL Factor	PTELL Rate	(w/overrides) Final Rate	Final Taxes	% of Total
001 Corporate	22,970	0.10000		0.07598	22,971.46	0.99381	0.07551	0.07551	22,829.38	44.77%
027 Audit	0	0.00500		0.00000	0.00	0.99381		0.00000	0.00	0.00%
035 Insurance	4,000	0.00000		0.01324	4,002.92	0.99381	0.01316	0.01316	3,978.74	7.80%
122 Recreation Program	23,400	0.12000		0.07740	23,400.77	0.99381	0.07692	0.07692	23,255.68	45.61%
125 Paving - Lighting	900	0.00500		0.00298	900.96	0.99381	0.00296	0.00296	894.91	1.76%
209 Prior Year Adj (Sb508)	31	0.00000		0.00011	33.26			0.00011	33.26	0.07%
	51,301			0.16971	51,309.38		0.16855	0.16866	50,991.97	100.00%

Jodie L. Badman

I, Jodie L. Badman, County Clerk for Christian County Illinois, do hereby certify this report to be a true and complete copy of the 2023 extension information.

District Extension Summary

5/29/2024 4:30 pm

PD04 - EDINBURG PARK DISTRICT

Tax Year 2023

Assessed (BoR Eq.)	State Equalized (1.00000)	Exemptions	Amount	State Category	Net Taxable Value	After EZ & TIF	Other Information	County	District
Land:	10,942,553	10,942,553	Improvement:	602,497	Farm:	61,406,920	PTELL:		
Farm Land:	35,369,507	35,369,507	Owner Occupd:	4,534,455	Residential:	13,019,900	New Property EAV:	518,880	518,880
Building:	38,276,779	38,276,779	Leasehold Owner:	144,000	Commercial:	2,505,392	Annexations EAV:	0	0
Farm Building:	2,427,062	2,427,062	Elderly:	1,204,125	Industrial:	1,624,404	Disconnection EAV:	0	0
State Assessed:	5,382	5,382	Dis. Veteran:	0	Mineral:	97,492	Recovered TIF EAV:	0	0
	87,021,283	87,021,283	Sen Freeze:	801,200	Pollution Control:	0	Aggregate Extension:	48,005	
Less Assessments < 150	-6,420	-6,420	Fraternal Org.:	7,220	State Railroad:	5,382	Rate Increase:	0.00000	
	87,014,863	87,014,863	Storm Dmg Improven	0	Local Railroad:	0	TIF Loss EAV:	0	
Less Exemptions	-8,355,373	-8,355,373	50% Owner Occupied	3,000		78,659,490	EZ EAV Reduction:	0	
Net Taxable Value	78,659,490		Part Exempt:	0	Overlapping Counties		EZ Tax Reduction:	0.00	
			Returning Veteran:	0			Industrial Tax Abatement:	0.00	
			Disabled Person:	58,000					
			Disabled 50-69% Vetc	18,357					
			Disabled 70-100% Ve	980,019					
			Natural Disaster:	0					
			Disabled 30-49% Vetc	2,500					
				8,355,373					

Fund	Levy Request	Max Rate	Auto Set To Max	Calculated Rate	Calculated Taxes	PTELL Factor	PTELL Rate	(w/overrides) Final Rate	Final Taxes	% of Total
001 Corporate	48,000	0.00000		0.06103	48,005.81			0.06103	48,005.81	99.82%
209 Prior Yr Adj (Sb508)	83	0.00000		0.00011	86.53			0.00011	86.53	0.18%
	48,083			0.06114	48,092.34			0.06114	48,092.34	100.00%

Jodie L. Badman

I, Jodie L. Badman, County Clerk for Christian County Illinois, do hereby certify this report to be a true and complete copy of the 2023 extension information.

District Extension Summary

5/29/2024 4:30 pm

RPLD - ROCHESTER PUB LBRY DIST

Tax Year 2023

	Assessed (BoR Eq.)	State Equalized (1.00000)	Exemptions	Amount	Tax Year 2023			Other Information	County	District
					State Category	Net Taxable Value	After EZ & TIF			
Land:	1,208,795	1,208,795	Improvement:	57,024	Farm:	4,274,976	4,274,976	PTELL:		
Farm Land:	756,894	756,894	Owner Occupd:	319,315	Residential:	140,169	140,169	New Property EAV:	132,421	1,608,930
Building:	2,902,265	2,902,265	Leasehold Owner:	0	Commercial:	0	0	Annexations EAV:	0	0
Farm Building:	112,600	112,600	Elderly:	95,000	Industrial:	0	0	Disconnection EAV:	0	0
State Assessed:	0	0	Dis. Veteran:	0	Mineral:	9,553	9,553	Recovered TIF EAV	0	0
	4,980,554	4,980,554	Sen Freeze:	46,006	Pollution Control:	0	0	Aggregate Extension:	529,782	
Less Assessments < 150	-302	-302	Fraternal Org.:	0	State Railroad:	0	0	Rate Increase:	0.00000	
	4,980,252	4,980,252	Storm Dmg Improven	0	Local Railroad:	0	0	TIF Loss EAV:	0	
Less Exemptions		-555,554	50% Owner Occupied	3,000		4,424,698	4,424,698	EZ EAV Reduction:	0	
Net Taxable Value		4,424,698	Part Exempt:	0	Overlapping Counties			EZ Tax Reduction:	0.00	
			Returning Veteran:	0	Sangamon (Actual)		218,744,594	Industrial Tax Abatement:	0.00	
			Disabled Person:	10,000			223,169,292			
			Disabled 50-69% Vetc	0						
			Disabled 70-100% Ve	25,209						
			Natural Disaster:	0						
			Disabled 30-49% Vetc	0						
				555,554						

Fund	Levy Request	Max Rate	Auto Set To Max	Calculated Rate	Calculated Taxes	PTELL Factor	PTELL Rate	(w/overrides) Final Rate	Final Taxes	% of Total
001 Library Corporate	493,886	0.60000		0.22131	9,792.28			0.22131	9,792.28	89.37%
027 Audit	2,818	0.00500		0.00127	56.19			0.00127	56.19	0.51%
035 Insurance	27,257	0.00000		0.01222	540.70			0.01222	540.70	4.93%
047 Social Security	28,339	0.00000		0.01270	561.94			0.01270	561.94	5.13%
209 Prior Yr Adj (Sb508)	5	0.00000		0.00012	5.31			0.00012	5.31	0.05%
	552,305			0.24762	10,956.42			0.24762	10,956.42	100.00%

Jodie L. Badman

I, Jodie L. Badman, County Clerk for Christian County Illinois, do hereby certify this report to be a true and complete copy of the 2023 extension information.

District Extension Summary

5/29/2024 4:30 pm

RTKL - RICKS TWP LBRY - KITCHELL

Tax Year 2023

Assessed (BoR Eq.)	State Equalized (1.00000)	Exemptions	Amount	State Category	Net Taxable Value	After EZ & TIF	Other Information	County	District
Land:	3,165,725	3,165,725	Improvement:	410,785	Farm:	14,938,395	PTELL:		
Farm Land:	10,764,420	10,764,420	Owner Occupd:	2,395,631	Residential:	8,712,330	New Property EAV:	190,076	190,076
Building:	16,359,351	16,359,351	Leasehold Owner:	78,000	Commercial:	3,140,247	Annexations EAV:	0	0
Farm Building:	952,495	952,495	Elderly:	653,879	Industrial:	0	Disconnection EAV:	0	0
State Assessed:	474,874	474,874	Dis. Veteran:	0	Mineral:	2,000	Recovered TIF EAV:	0	0
	31,716,865	31,716,865	Sen Freeze:	477,847	Pollution Control:	0	Aggregate Extension:	40,394	
Less Assessments < 150	-216	-216	Fraternal Org.:	54,365	State Railroad:	474,799	Rate Increase:	0.00000	
	31,716,649	31,716,649	Storm Dmg Improven	0	Local Railroad:	98,250	TIF Loss EAV:	0	
Less Exemptions	-4,350,628	-4,350,628	50% Owner Occupied	0		27,366,021	EZ EAV Reduction:	0	
Net Taxable Value	27,366,021	27,366,021	Part Exempt:	0	Overlapping Counties		EZ Tax Reduction:	0.00	
			Returning Veteran:	0			Industrial Tax Abatement:	0.00	
			Disabled Person:	40,000					
			Disabled 50-69% Vetc	15,000					
			Disabled 70-100% Ve	225,121					
			Natural Disaster:	0					
			Disabled 30-49% Vetc	0					
				4,350,628					

Fund	Levy Request	Max Rate	Auto Set To Max	Calculated Rate	Calculated Taxes	PTELL Factor	PTELL Rate	(w/overrides) Final Rate	Final Taxes	% of Total
016 Corporate	40,036	0.60000		0.14630	40,036.45			0.14630	40,036.45	93.88%
035 Insurance	370	0.00000		0.00136	372.18			0.00136	372.18	0.87%
047 Social Security	1,800	0.00000		0.00658	1,800.68			0.00658	1,800.68	4.22%
060 Unemployment Insurance	200	0.00000		0.00074	202.51			0.00074	202.51	0.47%
209 Prior Yr Adj (Sb508)	230	0.00000		0.00085	232.61			0.00085	232.61	0.55%
	42,636			0.15583	42,644.43			0.15583	42,644.43	100.00%

Jodie L. Badman

I, Jodie L. Badman, County Clerk for Christian County Illinois, do hereby certify this report to be a true and complete copy of the 2023 extension information.

District Extension Summary

5/29/2024 4:30 pm

SD01 - UNIT SD #1 MORRISONVILLE

Tax Year 2023

Assessed (BoR Eq.)	State Equalized (1.00000)	Exemptions	Amount	State Category	Net Taxable Value	After EZ & TIF	Other Information	County	District	
Land:	5,410,755	5,410,755	Improvement:	604,094	Farm:	46,545,464	46,545,464	PTELL:		
Farm Land:	33,151,895	33,151,895	Owner Occupd:	3,601,181	Residential:	10,098,945	10,098,945	New Property EAV:	405,552	411,781
Building:	25,339,763	25,339,763	Leasehold Owner:	138,000	Commercial:	3,775,260	3,775,260	Annexations EAV:	0	0
Farm Building:	3,438,724	3,438,724	Elderly:	984,937	Industrial:	16,343	16,343	Disconnection EAV:	0	0
State Assessed:	1,163,804	1,163,804	Dis. Veteran:	0	Mineral:	85,585	85,585	Recovered TIF EAV:	0	0
	68,504,941	68,504,941	Sen Freeze:	670,674	Pollution Control:	0	0	Aggregate Extension:	0	
Less Assessments < 150	-663	-663	Fraternal Org.:	54,365	State Railroad:	1,163,729	1,163,729	Rate Increase:	0.00000	
	68,504,278	68,504,278	Storm Dmg Improven	0	Local Railroad:	98,250	98,250	TIF Loss EAV:	0	
Less Exemptions		-6,720,702	50% Owner Occupied	3,000		61,783,576	61,783,576	EZ EAV Reduction:	0	
Net Taxable Value		61,783,576	Part Exempt:	0	Overlapping Counties			EZ Tax Reduction:	0.00	
			Returning Veteran:	0	Montgomery (Actual)		2,575,632	Industrial Tax Abatement:	0.00	
			Disabled Person:	52,000			64,359,208			
			Disabled 50-69% Vetc	20,000						
			Disabled 70-100% Ve	592,451						
			Natural Disaster:	0						
			Disabled 30-49% Vetc	0						
				6,720,702						

Fund	Levy Request	Max Rate	Auto Set To Max	Calculated Rate	Calculated Taxes	PTELL Factor	PTELL Rate	(w/overrides) Final Rate	Final Taxes	% of Total
002 Educational	1,910,738	3.00000		2.96887	1,834,274.07			2.96887	1,834,274.07	63.47%
003 Various Purpose Bonds	220,103	0.00000		0.34200	211,299.83			0.34200	211,299.83	7.31%
004 Building	318,456	0.50000		0.49482	305,717.49			0.49482	305,717.49	10.58%
005 Retirement	50,000	0.00000		0.07769	47,999.66			0.07769	47,999.66	1.66%
030 Transportation	127,383	0.20000		0.19793	122,288.23			0.19793	122,288.23	4.23%
031 Working Cash	31,846	0.05000		0.04949	30,576.69			0.04949	30,576.69	1.06%
032 Fire & Safety	31,846	0.05000		0.04949	30,576.69			0.04949	30,576.69	1.06%
033 Special Education	25,477	0.04000		0.03959	24,460.12			0.03959	24,460.12	0.85%
035 Insurance	178,362	0.00000		0.27714	171,227.00			0.27714	171,227.00	5.93%
047 Social Security	70,000	0.00000		0.10877	67,202.00			0.10877	67,202.00	2.33%
057 Lease	31,846	0.00000		0.04949	30,576.69			0.04949	30,576.69	1.06%
209 Prior Yr Adj (Sb508)	13,629	0.00000		0.02206	13,629.46			0.02206	13,629.46	0.47%
	3,009,686			4.67734	2,889,827.93			4.67734	2,889,827.93	100.00%

Jodie L. Badman

I, Jodie L. Badman, County Clerk for Christian County Illinois, do hereby certify this report to be a true and complete copy of the 2023 extension information.

District Extension Summary

5/29/2024 4:30 pm

SD02 - UNIT SD #2 RAYMOND

Tax Year 2023

Assessed (BoR Eq.)	State Equalized (1.00000)	Exemptions	Amount	State Category	Net Taxable Value	After EZ & TIF	Other Information	County	District	
Land:	182,621	182,621	Improvement:	8,170	Farm:	2,492,266	2,492,266	PTELL:		
Farm Land:	1,554,461	1,554,461	Owner Occupd:	140,646	Residential:	448,600	448,600	New Property EAV:	10,363	546,018
Building:	880,555	880,555	Leasehold Owner:	0	Commercial:	128,221	128,221	Annexations EAV:	0	0
Farm Building:	678,450	678,450	Elderly:	35,000	Industrial:	0	0	Disconnection EAV:	0	0
State Assessed:	261,101	261,101	Dis. Veteran:	0	Mineral:	1,000	1,000	Recovered TIF EAV:	0	0
	3,557,188	3,557,188	Sen Freeze:	7,785	Pollution Control:	0	0	Aggregate Extension:	0	
			Fraternal Org.:	0	State Railroad:	261,101	261,101	Rate Increase:	0.00000	
			Storm Dmg Improven	0	Local Railroad:	30,399	30,399	TIF Loss EAV:	0	
			50% Owner Occupied	0		3,361,587	3,361,587	EZ EAV Reduction:	0	
Less Exemptions	-195,601		Part Exempt:	0	Overlapping Counties			EZ Tax Reduction:	0.00	
Net Taxable Value	3,361,587		Returning Veteran:	0	Macoupin (Estimate)		1,220,828	Industrial Tax Abatement:	0.00	
			Disabled Person:	4,000	Montgomery (Actual)		101,223,280			
			Disabled 50-69% Vetc	0			105,805,695			
			Disabled 70-100% Ve	0						
			Natural Disaster:	0						
			Disabled 30-49% Vetc	0						
				195,601						

Fund	Levy Request	Max Rate	Auto Set To Max	Calculated Rate	Calculated Taxes	PTELL Factor	PTELL Rate	(w/overrides) Final Rate	Final Taxes	% of Total
002 Educational	3,220,000	3.20000		3.04332	102,303.85			3.04332	102,303.85	66.27%
003 School Bonds	326,206	0.00000		0.30831	10,364.11			0.30831	10,364.11	6.71%
004 Building	503,100	0.50000		0.47550	15,984.35			0.47550	15,984.35	10.35%
005 Retirement	92,000	0.00000		0.08696	2,923.24			0.08696	2,923.24	1.89%
030 Transportation	201,200	0.20000		0.19016	6,392.39			0.19016	6,392.39	4.14%
031 Working Cash	50,000	0.05000		0.04726	1,588.69			0.04726	1,588.69	1.03%
032 Fire & Safety	50,000	0.05000		0.04726	1,588.69			0.04726	1,588.69	1.03%
033 Special Education	40,000	0.04000		0.03781	1,271.02			0.03781	1,271.02	0.82%
035 Insurance	233,000	0.00000		0.22022	7,402.89			0.22022	7,402.89	4.80%
047 Social Security	85,000	0.00000		0.08034	2,700.70			0.08034	2,700.70	1.75%
057 Lease	50,000	0.05000		0.04726	1,588.69			0.04726	1,588.69	1.03%
209 Prior Yr Adj (Sb508)	271	0.00000		0.00807	271.28			0.00807	271.28	0.18%
	4,850,777			4.59247	154,379.90			4.59247	154,379.90	100.00%

Jodie L. Badman

I, Jodie L. Badman, County Clerk for Christian County Illinois, do hereby certify this report to be a true and complete copy of the 2023 extension information.

District Extension Summary

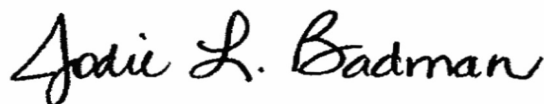
5/29/2024 4:30 pm

SD03 - UNIT SD #3 TAYLORVILLE

Tax Year 2023

	Assessed (BoR Eq.)	State Equalized (1.00000)	Exemptions		Tax Year 2023			Other		
			Amount	State Category	Net Taxable Value	After EZ & TIF	Information	County	District	
Land:	66,192,988	66,192,988	Improvement:	4,608,781	Farm:	153,983,981	153,790,636	PTELL:		
Farm Land:	88,769,724	88,769,724	Owner Occupd:	31,655,703	Residential:	156,134,284	155,887,209	New Property EAV:	4,003,198	4,003,198
Building:	284,578,031	284,578,031	Leasehold Owner:	2,087,745	Commercial:	66,719,184	60,660,566	Annexations EAV:	0	0
Farm Building:	7,462,501	7,462,501	Elderly:	9,797,038	Industrial:	8,265,940	8,258,542	Disconnection EAV:	0	0
State Assessed:	3,467,171	3,467,171	Dis. Veteran:	0	Mineral:	683,149	683,149	Recovered TIF EAV	0	0
	450,470,415	450,470,415	Sen Freeze:	6,183,289	Pollution Control:	0	0	Aggregate Extension:	13,595,537	
Less Assessments < 150	-6,355	-6,355	Fraternal Org.:	216,643	State Railroad:	3,464,293	3,414,171	Rate Increase:	0.00000	
	450,464,060	450,464,060	Storm Dmg Improven	0	Local Railroad:	203,855	203,855	TIF Loss EAV:	6,404,588	
			50% Owner Occupied	12,000		389,454,686	382,898,128	EZ EAV Reduction:	151,970	
Less Exemptions		-61,009,374	Part Exempt:	2,500	Overlapping Counties			EZ Tax Reduction:	6,168.01	
Net Taxable Value		389,454,686	Returning Veteran:	5,000				Industrial Tax Abatement:	2,454.78	
			Disabled Person:	465,301						
			Disabled 50-69% Vetc	94,530						
			Disabled 70-100% Ve	5,403,545						
			Natural Disaster:	457,299						
			Disabled 30-49% Vetc	20,000						
				61,009,374						

Fund	Levy Request	Max Rate	Auto Set To Max	Calculated Rate	Calculated Taxes	PTELL Factor	PTELL Rate	(w/overrides) Final Rate	Final Taxes	% of Total
002 Educational	10,300,000	4.00000		2.69002	10,300,036.22	0.98231	2.64243	2.64243	10,116,216.78	65.11%
003 Bonds	1,063,800	0.00000		0.27783	1,063,637.83			0.27783	1,063,637.83	6.85%
004 Building	1,800,000	0.75000		0.47010	1,800,004.10	0.98231	0.46178	0.46178	1,767,867.68	11.38%
005 Retirement	211,000	0.00000		0.05511	211,015.16	0.98231	0.05414	0.05414	207,268.30	1.33%
030 Transportation	1,072,826	0.00000		0.28019	1,072,842.26	0.98231	0.27523	0.27523	1,053,684.05	6.78%
031 Working Cash	142,000	0.05000		0.03709	142,016.92	0.98231	0.03643	0.03643	139,467.75	0.90%
032 Fire & Safety	144,000	0.10000		0.03761	144,007.99	0.98231	0.03694	0.03694	141,420.23	0.91%
033 Special Education	116,000	0.80000		0.03030	116,018.13	0.98231	0.02976	0.02976	113,932.48	0.73%
035 Insurance	400,000	0.00000		0.10447	400,013.67	0.98231	0.10262	0.10262	392,867.99	2.53%
047 Social Security	500,000	0.00000		0.13059	500,026.67	0.98231	0.12828	0.12828	491,104.13	3.16%
209 Prior Yr Adj (Sb508)	50,741	0.00000		0.01326	50,764.27			0.01326	50,764.27	0.33%
	15,800,367			4.12657	15,800,383.22		3.76761	4.05870	15,538,231.49	100.00%



I, Jodie L. Badman, County Clerk for Christian County Illinois, do hereby certify this report to be a true and complete copy of the 2023 extension information.

District Extension Summary

5/29/2024 4:30 pm

SD04 - UNIT SD #4 EDINBURG

Tax Year 2023

Assessed (BoR Eq.)	State Equalized (1.00000)	Exemptions	Amount	State Category	Net Taxable Value	After EZ & TIF	Other Information	County	District	
Land:	8,490,787	8,490,787	Improvement:	533,298	Farm:	44,402,483	44,402,483	PTELL:		
Farm Land:	25,229,111	25,229,111	Owner Occupd:	3,825,720	Residential:	12,623,568	12,623,568	New Property EAV:	900,652	900,652
Building:	33,022,585	33,022,585	Leasehold Owner:	138,000	Commercial:	2,952,817	2,952,817	Annexations EAV:	0	0
Farm Building:	1,960,576	1,960,576	Elderly:	1,029,481	Industrial:	1,499,913	1,499,913	Disconnection EAV:	0	0
State Assessed:	0	0	Dis. Veteran:	0	Mineral:	84,335	84,335	Recovered TIF EAV	0	0
	68,703,059	68,703,059	Sen Freeze:	715,302	Pollution Control:	0	0	Aggregate Extension:	2,080,266	
Less Assessments < 150	-8,877	-8,877	Fraternal Org.:	7,220	State Railroad:	0	0	Rate Increase:	0.00000	
	68,694,182	68,694,182	Storm Dmg Improven	0	Local Railroad:	0	0	TIF Loss EAV:	0	
Less Exemptions		-7,131,066	50% Owner Occupied	0		61,563,116	61,563,116	EZ EAV Reduction:	0	
Net Taxable Value		61,563,116	Part Exempt:	0	Overlapping Counties			EZ Tax Reduction:	0.00	
			Returning Veteran:	0	Sangamon (Actual)		84,876	Industrial Tax Abatement:	0.00	
			Disabled Person:	47,563			61,647,992			
			Disabled 50-69% Vetc	18,357						
			Disabled 70-100% Ve	813,625						
			Natural Disaster:	0						
			Disabled 30-49% Vetc	2,500						
				7,131,066						

Fund	Levy Request	Max Rate	Auto Set To Max	Calculated Rate	Calculated Taxes	PTELL Factor	PTELL Rate	(w/overrides) Final Rate	Final Taxes	% of Total
002 Educational	1,605,000	4.00000		2.60350	1,602,795.73	0.95708	2.49176	2.49176	1,534,005.11	66.91%
004 Building	390,000	0.75000		0.63263	389,466.74	0.95708	0.60548	0.60548	372,752.36	16.26%
005 Retirement	30,000	0.00000		0.04867	29,962.77	0.95708	0.04658	0.04658	28,676.10	1.25%
030 Transportation	107,627	0.00000		0.17459	107,483.04	0.95708	0.16710	0.16710	102,871.97	4.49%
031 Working Cash	28,396	0.05000		0.04607	28,362.13	0.95708	0.04409	0.04409	27,143.18	1.18%
032 Fire & Safety	25,000	0.10000		0.04056	24,970.00	0.95708	0.03882	0.03882	23,898.80	1.04%
033 Special Education	25,000	0.80000		0.04056	24,970.00	0.95708	0.03882	0.03882	23,898.80	1.04%
035 Insurance	40,000	0.00000		0.06489	39,948.31	0.95708	0.06210	0.06210	38,230.70	1.67%
047 Social Security	50,000	0.00000		0.08111	49,933.84	0.95708	0.07763	0.07763	47,791.45	2.08%
057 Lease	15,000	0.10000		0.02434	14,984.46	0.95708	0.02330	0.02330	14,344.21	0.63%
003 General Obl Bonds	75,759	0.00000		0.12289	75,654.91			0.12289	75,654.91	3.30%
209 Prior Yr Adj (Sb508)	3,372	0.00000		0.00548	3,373.66			0.00548	3,373.66	0.15%
	2,395,154			3.88529	2,391,905.59		3.59568	3.72405	2,292,641.25	100.00%

Jodie L. Badman

I, Jodie L. Badman, County Clerk for Christian County Illinois, do hereby certify this report to be a true and complete copy of the 2023 extension information.

District Extension Summary

5/29/2024 4:30 pm

SD08 - UNIT SD #8 PANA-TOWER HILL

Tax Year 2023

Assessed (BoR Eq.)	State Equalized (1.00000)	Exemptions	Amount	State Category	Net Taxable Value	After EZ & TIF	Other Information	County	District	
Land:	15,756,251	15,756,251	Improvement:	857,582	Farm:	44,377,180	44,373,822	PTELL:		
Farm Land:	25,006,316	25,006,316	Owner Occupd:	11,768,464	Residential:	35,585,589	35,237,932	New Property EAV:	1,502,913	1,897,546
Building:	74,556,819	74,556,819	Leasehold Owner:	1,189,433	Commercial:	16,123,000	14,599,814	Annexations EAV:	0	0
Farm Building:	2,818,882	2,818,882	Elderly:	3,878,626	Industrial:	731,034	730,866	Disconnection EAV:	0	0
State Assessed:	3,532,078	3,532,078	Dis. Veteran:	0	Mineral:	669,717	669,717	Recovered TIF EAV:	0	0
	121,670,346	121,670,346	Sen Freeze:	1,780,451	Pollution Control:	0	0	Aggregate Extension:	0	
Less Assessments < 150	-991	-991	Fraternal Org.:	85,519	State Railroad:	3,531,956	3,073,572	Rate Increase:	0.00000	
	121,669,355	121,669,355	Storm Dmg Improven	0	Local Railroad:	3,612	3,612	TIF Loss EAV:	2,332,753	
Less Exemptions	-20,647,267	-20,647,267	50% Owner Occupied	15,000		101,022,088	98,689,335	EZ EAV Reduction:	0	
Net Taxable Value	101,022,088	101,022,088	Part Exempt:	0	Overlapping Counties			EZ Tax Reduction:	0.00	
			Returning Veteran:	0	Montgomery (Actual)		3,714,008	Industrial Tax Abatement:	0.00	
			Disabled Person:	245,292	Shelby (Actual)		51,918,936			
			Disabled 50-69% Vetc	16,260						
			Disabled 70-100% Ve	798,140						
			Natural Disaster:	0						
			Disabled 30-49% Vetc	12,500						
				20,647,267						

Fund	Levy Request	Max Rate	Auto Set To Max	Calculated Rate	Calculated Taxes	PTELL Factor	PTELL Rate	(w/overrides) Final Rate	Final Taxes	% of Total
002 Educational	3,938,115	2.55000		2.55000	2,516,578.11			2.55000	2,516,578.11	52.86%
003 School Bonds	859,800	0.00000		0.55715	549,847.65			0.55715	549,847.65	11.55%
004 Building	772,179	0.50000		0.50000	493,446.69			0.50000	493,446.69	10.37%
005 Retirement	234,159	0.00000		0.15174	149,751.20			0.15174	149,751.20	3.15%
030 Transportation	308,872	0.20000		0.20000	197,378.68			0.20000	197,378.68	4.15%
031 Working Cash	77,218	0.05000		0.05000	49,344.67			0.05000	49,344.67	1.04%
032 Fire & Safety	77,218	0.05000		0.05000	49,344.67			0.05000	49,344.67	1.04%
033 Special Education	61,774	0.04000		0.04000	39,475.74			0.04000	39,475.74	0.83%
035 Insurance	669,651	0.00000		0.43393	428,242.64			0.43393	428,242.64	9.00%
047 Social Security	340,445	0.00000		0.22061	217,718.55			0.22061	217,718.55	4.57%
057 Lease	77,218	0.05000		0.05000	49,344.67			0.05000	49,344.67	1.04%
209 Prior Yr Adj (Sb508)	20,130	0.00000		0.02040	20,132.62			0.02040	20,132.62	0.42%
	7,436,779			4.82383	4,760,605.89			4.82383	4,760,605.89	100.00%

Jodie L. Badman

I, Jodie L. Badman, County Clerk for Christian County Illinois, do hereby certify this report to be a true and complete copy of the 2023 extension information.

District Extension Summary

5/29/2024 4:30 pm

SD09 - UNIT SD #9 SANGAMON VALLEY

Tax Year 2023

	Assessed (BoR Eq.)	State Equalized (1.00000)			State Category	Net Taxable Value	After EZ & TIF	Other Information	County	District
			Exemptions	Amount						
Land:	339,252	339,252	Improvement:	2,553	Farm:	3,431,957	3,431,957	PTELL:		
Farm Land:	2,162,863	2,162,863	Owner Occupd:	152,907	Residential:	0	0	New Property EAV:	6,360	132,915
Building:	1,020,180	1,020,180	Leasehold Owner:	9,055	Commercial:	0	0	Annexations EAV:	0	0
Farm Building:	121,253	121,253	Elderly:	39,032	Industrial:	0	0	Disconnection EAV:	0	0
State Assessed:	0	0	Dis. Veteran:	0	Mineral:	0	0	Recovered TIF EAV	0	0
	3,643,548	3,643,548	Sen Freeze:	5,982	Pollution Control:	0	0	Aggregate Extension:	0	
Less Assessments < 150	-62	-62	Fraternal Org.:	0	State Railroad:	0	0	Rate Increase:	0.00000	
	3,643,486	3,643,486	Storm Dmg Improven	0	Local Railroad:	0	0	TIF Loss EAV:	0	
Less Exemptions		-211,529	50% Owner Occupied	0		3,431,957	3,431,957	EZ EAV Reduction:	0	
Net Taxable Value		3,431,957	Part Exempt:	0	Overlapping Counties			EZ Tax Reduction:	0.00	
			Returning Veteran:	0	Macon (Actual)		65,439,375	Industrial Tax Abatement:	0.00	
			Disabled Person:	2,000	Sangamon (Actual)		47,442,331			
			Disabled 50-69% Vetc	0						
			Disabled 70-100% Ve	0						
			Natural Disaster:	0						
			Disabled 30-49% Vetc	0						
				211,529						

Fund	Levy Request	Max Rate	Auto Set To Max	Calculated Rate	Calculated Taxes	PTELL Factor	PTELL Rate	(w/overrides) Final Rate	Final Taxes	% of Total
002 Educational	4,008,928	3.60000		3.44666	118,287.86			3.44666	118,287.86	71.20%
003 Bonds	194,350	0.00000		0.16710	5,734.80			0.16710	5,734.80	3.45%
004 Building	612,475	0.55000		0.52658	18,072.00			0.52658	18,072.00	10.88%
005 Retirement	70,000	0.00000		0.06019	2,065.69			0.06019	2,065.69	1.24%
030 Transportation	222,718	0.20000		0.19149	6,571.85			0.19149	6,571.85	3.96%
031 Working Cash	55,680	0.05000		0.04788	1,643.22			0.04788	1,643.22	0.99%
032 Fire & Safety	55,680	0.05000		0.04788	1,643.22			0.04788	1,643.22	0.99%
033 Special Education	44,544	0.04000		0.03830	1,314.44			0.03830	1,314.44	0.79%
035 Insurance	180,000	0.00000		0.15476	5,311.30			0.15476	5,311.30	3.20%
047 Social Security	130,000	0.00000		0.11177	3,835.90			0.11177	3,835.90	2.31%
057 Lease	55,680	0.05000		0.04788	1,643.22			0.04788	1,643.22	0.99%
209 Prior Yr Adj (Sb508)	0	0.00000		0.00000	0.00			0.00000	0.00	0.00%
	5,630,055			4.84049	166,123.50			4.84049	166,123.50	100.00%

Jodie L. Badman

I, Jodie L. Badman, County Clerk for Christian County Illinois, do hereby certify this report to be a true and complete copy of the 2023 extension information.

District Extension Summary

5/29/2024 4:30 pm

SD11 - UNIT SD #11 PAWNEE

Tax Year 2023

	Assessed (BoR Eq.)	State Equalized (1.00000)	Exemptions		Tax Year 2023			Other		
			Amount	Category	Net Taxable Value	After EZ & TIF	Information	County	District	
Land:	1,216,850	1,216,850	Improvement:	42,403	Farm:	10,686,806	10,686,806	PTELL:		
Farm Land:	7,966,026	7,966,026	Owner Occupd:	192,000	Residential:	15,086	15,086	New Property EAV:	0	210,064
Building:	12,841,513	12,841,513	Leasehold Owner:	6,000	Commercial:	121,170	121,170	Annexations EAV:	0	0
Farm Building:	500,930	500,930	Elderly:	40,000	Industrial:	10,291,450	10,291,450	Disconnection EAV:	0	0
State Assessed:	447,106	447,106	Dis. Veteran:	0	Mineral:	890	890	Recovered TIF EAV	0	0
	22,972,425	22,972,425	Sen Freeze:	11,751	Pollution Control:	0	0	Aggregate Extension:	0	
Less Assessments < 150	-191	-191	Fraternal Org.:	0	State Railroad:	410,419	410,419	Rate Increase:	0.00000	
	22,972,234	22,972,234	Storm Dmg Improven	0	Local Railroad:	1,152,351	1,152,351	TIF Loss EAV:	0	
			50% Owner Occupied	0		22,678,172	22,678,172	EZ EAV Reduction:	0	
Less Exemptions		-294,062	Part Exempt:	0	Overlapping Counties			EZ Tax Reduction:	0.00	
Net Taxable Value		22,678,172	Returning Veteran:	0	Montgomery (Actual)		4,138,442	Industrial Tax Abatement:	0.00	
			Disabled Person:	1,908	Sangamon (Actual)		71,203,449			
			Disabled 50-69% Vetc	0						
			Disabled 70-100% Ve	0						
			Natural Disaster:	0						
			Disabled 30-49% Vetc	0						
				294,062						

98,020,063

Fund	Levy Request	Max Rate	Auto Set To Max	Calculated Rate	Calculated Taxes	PTELL Factor	PTELL Rate	(w/overrides) Final Rate	Final Taxes	% of Total
002 Educational	1,816,352	1.84000		1.84000	417,278.35			1.84000	417,278.35	46.81%
003 Go Bonds	0	0.00000		0.00000	0.00			0.00000	0.00	0.00%
004 Building	493,574	0.50000		0.50000	113,390.86			0.50000	113,390.86	12.72%
005 Retirement	85,000	0.00000		0.08672	19,666.51			0.08672	19,666.51	2.21%
030 Transportation	197,430	0.20000		0.20000	45,356.35			0.20000	45,356.35	5.09%
031 Working Cash	49,357	0.05000		0.05000	11,339.09			0.05000	11,339.09	1.27%
032 Fire & Safety	49,357	0.05000		0.05000	11,339.09			0.05000	11,339.09	1.27%
033 Special Education	39,486	0.04000		0.04000	9,071.27			0.04000	9,071.27	1.02%
035 Insurance	911,800	0.00000		0.93022	210,956.90			0.93022	210,956.90	23.66%
047 Social Security	199,700	0.00000		0.20374	46,204.51			0.20374	46,204.51	5.18%
057 Lease	15,600	0.05000		0.01592	3,610.37			0.01592	3,610.37	0.40%
209 Prior Yr Adj (Sb508)	3,308	0.00000		0.01459	3,308.75			0.01459	3,308.75	0.37%
	3,860,964			3.93119	891,522.05			3.93119	891,522.05	100.00%

Jodie L. Badman

I, Jodie L. Badman, County Clerk for Christian County Illinois, do hereby certify this report to be a true and complete copy of the 2023 extension information.

District Extension Summary

5/29/2024 4:30 pm

SD14 - UNIT SD #14 SOUTH FORK

Tax Year 2023

Assessed (BoR Eq.)	State Equalized (1.00000)	Exemptions	Amount	State Category	Net Taxable Value	After EZ & TIF	Other Information	County	District
Land:	5,461,887	5,461,887	Improvement:	485,961	Farm:	5,507,322	PTELL:		
Farm Land:	3,078,898	3,078,898	Owner Occupd:	4,585,212	Residential:	17,725,364	New Property EAV:	272,436	272,436
Building:	25,429,300	25,429,300	Leasehold Owner:	310,685	Commercial:	2,283,245	Annexations EAV:	0	0
Farm Building:	213,800	213,800	Elderly:	1,257,825	Industrial:	323,895	Disconnection EAV:	0	0
State Assessed:	237,865	237,865	Dis. Veteran:	0	Mineral:	38,459	Recovered TIF EAV	0	0
	34,421,750	34,421,750	Sen Freeze:	942,450	Pollution Control:	0	Aggregate Extension:	914,736	
Less Assessments < 150	-2,556	-2,556	Fraternal Org.:	39,010	State Railroad:	237,829	Rate Increase:	0.00000	
	34,419,194	34,419,194	Storm Dmg Improven	0	Local Railroad:	0	TIF Loss EAV:	0	
Less Exemptions	-8,303,080	-8,303,080	50% Owner Occupied	0		26,116,114	EZ EAV Reduction:	0	
Net Taxable Value	26,116,114		Part Exempt:	0	Overlapping Counties	26,116,114	EZ Tax Reduction:	0.00	
			Returning Veteran:	5,000			Industrial Tax Abatement:	0.00	
			Disabled Person:	114,000					
			Disabled 50-69% Vetc	0					
			Disabled 70-100% Ve	552,937					
			Natural Disaster:	0					
			Disabled 30-49% Vetc	10,000					
				8,303,080					

Fund	Levy Request	Max Rate	Auto Set To Max	Calculated Rate	Calculated Taxes	PTELL Factor	PTELL Rate	(w/overrides) Final Rate	Final Taxes	% of Total
002 Educational	645,179	4.00000		2.47043	645,180.32	0.99376	2.45501	2.45501	641,153.16	49.20%
003 Bonds	328,893	0.00000		1.25935	328,893.26			1.25935	328,893.26	25.24%
004 Building	112,000	0.75000		0.42886	112,001.57	0.99376	0.42618	0.42618	111,301.65	8.54%
005 Retirement	34,000	0.00000		0.13019	34,000.57	0.99376	0.12938	0.12938	33,789.03	2.59%
030 Transportation	66,000	0.00000		0.25272	66,000.64	0.99376	0.25114	0.25114	65,588.00	5.03%
031 Working Cash	6,000	0.05000		0.02298	6,001.48	0.99376	0.02284	0.02284	5,964.92	0.46%
032 Fire & Safety	16,000	0.10000		0.06127	16,001.34	0.99376	0.06089	0.06089	15,902.10	1.22%
033 Special Education	13,000	0.80000		0.04978	13,000.60	0.99376	0.04947	0.04947	12,919.64	0.99%
035 Insurance	55,000	0.00000		0.21060	55,000.54	0.99376	0.20929	0.20929	54,658.41	4.19%
047 Social Security	25,000	0.00000		0.09573	25,000.96	0.99376	0.09513	0.09513	24,844.26	1.91%
057 Lease	4,500	0.10000		0.01724	4,502.42	0.99376	0.01713	0.01713	4,473.69	0.34%
209 Prior Yr Adj (Sb508)	3,638	0.00000		0.01394	3,640.59			0.01394	3,640.59	0.28%
	1,309,210			5.01309	1,309,224.28		3.71646	4.98975	1,303,128.71	100.00%

Jodie L. Badman

I, Jodie L. Badman, County Clerk for Christian County Illinois, do hereby certify this report to be a true and complete copy of the 2023 extension information.

District Extension Summary

5/29/2024 4:30 pm

SD15 - UNIT SD #15 MERIDIAN

Tax Year 2023

Assessed (BoR Eq.)	State Equalized (1.00000)	Exemptions	Amount	State Category	Net Taxable Value	After EZ & TIF	Other Information	County	District	
Land:	517,936	517,936	Improvement:	34,449	Farm:	9,142,546	9,142,546	PTELL:		
Farm Land:	7,057,912	7,057,912	Owner Occupd:	222,000	Residential:	0	0	New Property EAV:	20,707	20,707
Building:	1,908,454	1,908,454	Leasehold Owner:	0	Commercial:	70,918	70,918	Annexations EAV:	0	0
Farm Building:	303,910	303,910	Elderly:	85,000	Industrial:	0	0	Disconnection EAV:	0	0
State Assessed:	163,582	163,582	Dis. Veteran:	0	Mineral:	3,227	3,227	Recovered TIF EAV	0	0
	9,951,794	9,951,794	Sen Freeze:	59,713	Pollution Control:	0	0	Aggregate Extension:	0	
Less Assessments < 150	-30	-30	Fraternal Org.:	0	State Railroad:	163,582	163,582	Rate Increase:	0.00000	
	9,951,764	9,951,764	Storm Dmg Improven	0	Local Railroad:	0	0	TIF Loss EAV:	0	
			50% Owner Occupied	0		9,380,273	9,380,273	EZ EAV Reduction:	0	
Less Exemptions		-571,491	Part Exempt:	0	Overlapping Counties			EZ Tax Reduction:	0.00	
Net Taxable Value	9,380,273		Returning Veteran:	0	Macon (Actual)		145,259,631	Industrial Tax Abatement:	0.00	
			Disabled Person:	6,000						
			Disabled 50-69% Vetc	0			154,639,904			
			Disabled 70-100% Ve	164,329						
			Natural Disaster:	0						
			Disabled 30-49% Vetc	0						
				571,491						

Fund	Levy Request	Max Rate	Auto Set To Max	Calculated Rate	Calculated Taxes	PTELL Factor	PTELL Rate	(w/overrides) Final Rate	Final Taxes	% of Total
002 Educational	3,704,100	2.50000		2.39531	224,686.62			2.39531	224,686.62	64.08%
003 School Bonds	380,500	0.00000		0.24606	23,081.10			0.24606	23,081.10	6.58%
004 Building	740,000	0.50000		0.47854	44,888.36			0.47854	44,888.36	12.80%
005 Retirement	100,000	0.00000		0.06467	6,066.22			0.06467	6,066.22	1.73%
030 Transportation	305,000	0.20000		0.19724	18,501.65			0.19724	18,501.65	5.28%
031 Working Cash	77,312	0.05000		0.05000	4,690.14			0.05000	4,690.14	1.34%
032 Fire & Safety	70,000	0.05000		0.04527	4,246.45			0.04527	4,246.45	1.21%
033 Special Education	60,000	0.04000		0.03880	3,639.55			0.03880	3,639.55	1.04%
035 Insurance	240,000	0.00000		0.15520	14,558.18			0.15520	14,558.18	4.15%
047 Social Security	100,000	0.00000		0.06467	6,066.22			0.06467	6,066.22	1.73%
209 Prior Yr Adj (Sb508)	193	0.00000		0.00206	193.23			0.00206	193.23	0.06%
	5,777,105			3.73782	350,617.72			3.73782	350,617.72	100.00%

Jodie L. Badman

I, Jodie L. Badman, County Clerk for Christian County Illinois, do hereby certify this report to be a true and complete copy of the 2023 extension information.

District Extension Summary

5/29/2024 4:30 pm

SD21 - UNIT SD #21 CENTRAL A & M

Tax Year 2023

Assessed (BoR Eq.)	State Equalized (1.00000)	Exemptions	Amount	State Category	Net Taxable Value	After EZ & TIF	Other Information	County	District	
Land:	6,261,501	6,261,501	Improvement:	395,575	Farm:	38,293,699	38,257,804	PTELL:		
Farm Land:	24,324,990	24,324,990	Owner Occupd:	3,652,533	Residential:	10,552,550	10,470,261	New Property EAV:	609,587	926,745
Building:	30,069,586	30,069,586	Leasehold Owner:	162,000	Commercial:	5,321,796	4,382,911	Annexations EAV:	0	0
Farm Building:	2,266,434	2,266,434	Elderly:	1,025,074	Industrial:	2,366,209	1,942,770	Disconnection EAV:	0	0
State Assessed:	49,876	49,876	Dis. Veteran:	0	Mineral:	115,519	115,519	Recovered TIF EAV:	0	0
	62,972,387	62,972,387	Sen Freeze:	601,537	Pollution Control:	0	0	Aggregate Extension:	0	
Less Assessments < 150	-1,711	-1,711	Fraternal Org.:	33,253	State Railroad:	49,876	49,876	Rate Increase:	0.00000	
	62,970,676	62,970,676	Storm Dmg Improven	0	Local Railroad:	187	187	TIF Loss EAV:	1,480,508	
Less Exemptions	-6,270,840	-6,270,840	50% Owner Occupied	0		56,699,836	55,219,328	EZ EAV Reduction:	0	
Net Taxable Value	56,699,836	56,699,836	Part Exempt:	0	Overlapping Counties			EZ Tax Reduction:	0.00	
			Returning Veteran:	0	Macon (Actual)		4,930,275	Industrial Tax Abatement:	0.00	
			Disabled Person:	52,625	Shelby (Actual)		72,234,287			
			Disabled 50-69% Vetc	0						
			Disabled 70-100% Ve	343,243						
			Natural Disaster:	0						
			Disabled 30-49% Vetc	5,000						
				6,270,840						

Fund	Levy Request	Max Rate	Auto Set To Max	Calculated Rate	Calculated Taxes	PTELL Factor	PTELL Rate	(w/overrides) Final Rate	Final Taxes	% of Total
002 Education	3,811,687	2.90000		2.87927	1,589,913.57			2.87927	1,589,913.57	59.89%
003 Bonds	429,150	0.00000		0.32418	179,010.02			0.32418	179,010.02	6.74%
004 Building	657,188	0.50000		0.49643	274,125.32			0.49643	274,125.32	10.33%
005 Retirement	60,000	0.00000		0.04533	25,030.92			0.04533	25,030.92	0.94%
030 Transportation	262,875	0.20000		0.19858	109,654.54			0.19858	109,654.54	4.13%
031 Working Cash	65,719	0.05000		0.04965	27,416.40			0.04965	27,416.40	1.03%
032 Fire & Safety	65,719	0.05000		0.04965	27,416.40			0.04965	27,416.40	1.03%
033 Special Education	52,575	0.04000		0.03972	21,933.12			0.03972	21,933.12	0.83%
035 Insurance	750,000	0.00000		0.56654	312,839.59			0.56654	312,839.59	11.78%
047 Social Security	125,000	0.00000		0.09443	52,143.61			0.09443	52,143.61	1.96%
057 Lease	65,719	0.05000		0.04965	27,416.40			0.04965	27,416.40	1.03%
209 Prior Yr Adj (Sb508)	7,812	0.00000		0.01415	7,813.54			0.01415	7,813.54	0.29%
	6,353,444			4.80758	2,654,713.43			4.80758	2,654,713.43	100.00%

Jodie L. Badman

I, Jodie L. Badman, County Clerk for Christian County Illinois, do hereby certify this report to be a true and complete copy of the 2023 extension information.

District Extension Summary

5/29/2024 4:30 pm

SD22 - UNIT SD #22 NOKOMIS

Tax Year 2023

Assessed (BoR Eq.)	State Equalized (1.00000)	Exemptions	Amount	State Category	Net Taxable Value	After EZ & TIF	Other Information	County	District	
Land:	402,986	402,986	Improvement:	27,514	Farm:	6,765,227	6,765,227	PTELL:		
Farm Land:	4,517,261	4,517,261	Owner Occupd:	204,000	Residential:	0	0	New Property EAV:	35,051	1,147,921
Building:	1,590,993	1,590,993	Leasehold Owner:	6,000	Commercial:	18,571	18,571	Annexations EAV:	0	0
Farm Building:	631,990	631,990	Elderly:	50,000	Industrial:	0	0	Disconnection EAV:	0	0
State Assessed:	0	0	Dis. Veteran:	0	Mineral:	65,877	65,877	Recovered TIF EAV	0	0
	7,143,230	7,143,230	Sen Freeze:	0	Pollution Control:	0	0	Aggregate Extension:	0	
Less Assessments < 150	-41	-41	Fraternal Org.:	0	State Railroad:	0	0	Rate Increase:	0.00000	
	7,143,189	7,143,189	Storm Dmg Improven	0	Local Railroad:	0	0	TIF Loss EAV:	0	
Less Exemptions		-293,514	50% Owner Occupied	0		6,849,675	6,849,675	EZ EAV Reduction:	0	
Net Taxable Value	6,849,675		Part Exempt:	0	Overlapping Counties			EZ Tax Reduction:	0.00	
			Returning Veteran:	0	Fayette (Estimate)		255,202	Industrial Tax Abatement:	0.00	
			Disabled Person:	6,000	Montgomery (Actual)		74,096,246			
			Disabled 50-69% Vetc	0						
			Disabled 70-100% Ve	0						
			Natural Disaster:	0						
			Disabled 30-49% Vetc	0						
				293,514						

Fund	Levy Request	Max Rate	Auto Set To Max	Calculated Rate	Calculated Taxes	PTELL Factor	PTELL Rate	(w/overrides) Final Rate	Final Taxes	% of Total
002 Educational	1,900,000	2.20000		2.20000	150,692.84			2.20000	150,692.84	53.25%
003 Bonds	249,921	0.00000		0.30779	21,082.61			0.30779	21,082.61	7.45%
004 Building	420,000	0.50000		0.50000	34,248.37			0.50000	34,248.37	12.10%
005 Retirement	125,000	0.00000		0.15394	10,544.39			0.15394	10,544.39	3.73%
030 Transportation	170,000	0.20000		0.20000	13,699.35			0.20000	13,699.35	4.84%
031 Working Cash	44,000	0.05000		0.05000	3,424.84			0.05000	3,424.84	1.21%
032 Fire & Safety	44,000	0.05000		0.05000	3,424.84			0.05000	3,424.84	1.21%
033 Special Education	38,000	0.04000		0.04000	2,739.87			0.04000	2,739.87	0.97%
035 Insurance	350,000	0.00000		0.43103	29,524.15			0.43103	29,524.15	10.43%
047 Social Security	112,000	0.00000		0.13793	9,447.76			0.13793	9,447.76	3.34%
057 Lease	42,000	0.05000		0.05000	3,424.84			0.05000	3,424.84	1.21%
209 Prior Yr Adj (Sb508)	713	0.00000		0.01041	713.05			0.01041	713.05	0.25%
	3,495,634			4.13110	282,966.91			4.13110	282,966.91	100.00%

Jodie L. Badman

I, Jodie L. Badman, County Clerk for Christian County Illinois, do hereby certify this report to be a true and complete copy of the 2023 extension information.

District Extension Summary

5/29/2024 4:30 pm

SD3A - UNIT SD #3A ROCHESTER

Tax Year 2023

	Assessed (BoR Eq.)	State Equalized (1.00000)	Exemptions		State Category	Net Taxable Value	After EZ & TIF	Other Information	County	District
				Amount						
Land:	1,208,795	1,208,795	Improvement:	57,024	Farm:	4,274,976	4,274,976	PTELL:		
Farm Land:	756,894	756,894	Owner Occupd:	319,315	Residential:	140,169	140,169	New Property EAV:	132,421	2,041,013
Building:	2,902,265	2,902,265	Leasehold Owner:	0	Commercial:	0	0	Annexations EAV:	0	0
Farm Building:	112,600	112,600	Elderly:	95,000	Industrial:	0	0	Disconnection EAV:	0	0
State Assessed:	0	0	Dis. Veteran:	0	Mineral:	9,553	9,553	Recovered TIF EAV	0	0
	4,980,554	4,980,554	Sen Freeze:	46,006	Pollution Control:	0	0	Aggregate Extension:	11,065,830	
Less Assessments < 150	-302	-302	Fraternal Org.:	0	State Railroad:	0	0	Rate Increase:	0.00000	
	4,980,252	4,980,252	Storm Dmg Improven	0	Local Railroad:	0	0	TIF Loss EAV:	0	
Less Exemptions		-555,554	50% Owner Occupied	3,000		4,424,698	4,424,698	EZ EAV Reduction:	0	
Net Taxable Value		4,424,698	Part Exempt:	0	Overlapping Counties			EZ Tax Reduction:	0.00	
			Returning Veteran:	0	Sangamon (Actual)		320,182,094	Industrial Tax Abatement:	0.00	
			Disabled Person:	10,000			324,606,792			
			Disabled 50-69% Vetc	0						
			Disabled 70-100% Ve	25,209						
			Natural Disaster:	0						
			Disabled 30-49% Vetc	0						
				555,554						

Fund	Levy Request	Max Rate	Auto Set To Max	Calculated Rate	Calculated Taxes	PTELL Factor	PTELL Rate	(w/overrides) Final Rate	Final Taxes	% of Total
005 Retirement	250,268	0.00000		0.07710	3,411.44	0.91472	0.07052	0.07052	3,120.30	1.61%
030 Transportation	765,420	0.00000		0.23580	10,433.44	0.91472	0.21569	0.21569	9,543.63	4.91%
031 Working Cash	107,957	0.05000		0.03326	1,471.65	0.91472	0.03042	0.03042	1,345.99	0.69%
032 Fire & Safety	0	0.10000		0.00000	0.00	0.91472	0.00000	0.00000	0.00	0.00%
033 Special Education	141,079	0.40000		0.04347	1,923.42	0.91472	0.03976	0.03976	1,759.26	0.91%
035 Insurance	0	0.00000		0.00000	0.00	0.91472	0.00000	0.00000	0.00	0.00%
047 Social Security	412,893	0.00000		0.12720	5,628.22	0.91472	0.11635	0.11635	5,148.13	2.65%
002 Educational	9,165,506	4.00000		2.82358	124,934.89	0.91472	2.58279	2.58279	114,280.63	58.85%
004 Building	1,939,534	0.75000		0.59751	26,438.01	0.91472	0.54655	0.54655	24,183.18	12.45%
003 Bonds	2,548,095	0.00000		0.78498	34,732.98			0.78498	34,732.98	17.88%
209 Prior Yr Adj (Sb508)	89	0.00000		0.00202	89.38			0.00202	89.38	0.05%
	15,330,841			4.72492	209,063.43		3.60208	4.38908	194,203.48	100.00%

I, Jodie L. Badman, County Clerk for Christian County Illinois, do hereby certify this report to be a true and complete copy of the 2023 extension information.

District Extension Summary

5/29/2024 4:30 pm

SL16 - STONINGTON TWP LBRY

Tax Year 2023

	Assessed (BoR Eq.)	State Equalized (1.00000)	Exemptions	Amount	Tax Year 2023			Other Information	County	District
					State Category	Net Taxable Value	After EZ & TIF			
Land:	2,749,436	2,749,436	Improvement:	200,586	Farm:	20,270,986	20,214,608	PTELL:		
Farm Land:	15,918,035	15,918,035	Owner Occupd:	2,057,960	Residential:	8,350,938	8,177,025	New Property EAV:	89,479	89,479
Building:	19,970,969	19,970,969	Leasehold Owner:	30,000	Commercial:	7,117,951	3,722,318	Annexations EAV:	0	0
Farm Building:	922,237	922,237	Elderly:	522,590	Industrial:	0	0	Disconnection EAV:	0	0
State Assessed:	904,070	904,070	Dis. Veteran:	0	Mineral:	62,130	62,130	Recovered TIF EAV:	0	0
	40,464,747	40,464,747	Sen Freeze:	486,006	Pollution Control:	0	0	Aggregate Extension:	36,001	
Less Assessments < 150	-165	-165	Fraternal Org.:	33,862	State Railroad:	904,027	853,905	Rate Increase:	0.00000	
	40,464,582	40,464,582	Storm Dmg Improven	0	Local Railroad:	196,920	196,920	TIF Loss EAV:	3,676,046	
Less Exemptions		-3,561,630	50% Owner Occupied	0		36,902,952	33,226,906	EZ EAV Reduction:	0	
Net Taxable Value		36,902,952	Part Exempt:	0	Overlapping Counties			EZ Tax Reduction:	0.00	
			Returning Veteran:	0				Industrial Tax Abatement:	0.00	
			Disabled Person:	28,000						
			Disabled 50-69% Vetc	0						
			Disabled 70-100% Ve	200,126						
			Natural Disaster:	0						
			Disabled 30-49% Vetc	2,500						
				3,561,630						

Fund	Levy Request	Max Rate	Auto Set To Max	Calculated Rate	Calculated Taxes	PTELL Factor	PTELL Rate	(w/overrides) Final Rate	Final Taxes	% of Total
016 Corporate	36,000	0.60000		0.10835	36,001.18			0.10835	36,001.18	99.94%
209 Prior Year Adj (Sb508)	21	0.00000		0.00007	23.26			0.00007	23.26	0.06%
	36,021			0.10842	36,024.44			0.10842	36,024.44	100.00%

Jodie L. Badman

I, Jodie L. Badman, County Clerk for Christian County Illinois, do hereby certify this report to be a true and complete copy of the 2023 extension information.

District Extension Summary

5/29/2024 4:30 pm

SN01 - CC WATER RECLAMATION DIST

Tax Year 2023

Assessed (BoR Eq.)	State Equalized (1.00000)	Exemptions	Amount	State Category	Net Taxable Value	After EZ & TIF	Other Information	County	District
Land:	36,732,008	36,732,008	Improvement:	2,586,785	Farm:	2,158,251	PTELL:		
Farm Land:	703,432	703,432	Owner Occupd:	18,574,040	Residential:	102,838,615	New Property EAV:	1,763,313	1,763,313
Building:	163,165,700	163,165,700	Leasehold Owner:	1,901,745	Commercial:	51,394,084	Annexations EAV:	0	0
Farm Building:	56,670	56,670	Elderly:	6,103,311	Industrial:	7,936,871	Disconnection EAV:	0	0
State Assessed:	766,128	766,128	Dis. Veteran:	0	Mineral:	0	Recovered TIF EAV:	0	0
	201,423,938	201,423,938	Sen Freeze:	3,836,427	Pollution Control:	0	Aggregate Extension:	152,292	
Less Assessments < 150	-119	-119	Fraternal Org.:	154,126	State Railroad:	766,128	Rate Increase:	0.00000	
	201,423,819	201,423,819	Storm Dmg Improven	0	Local Railroad:	6,935	TIF Loss EAV:	2,394,075	
Less Exemptions	-36,322,935	-36,322,935	50% Owner Occupied	12,000		165,100,884	EZ EAV Reduction:	151,970	
Net Taxable Value	165,100,884	165,100,884	Part Exempt:	0	Overlapping Counties	162,554,839	EZ Tax Reduction:	150.28	
			Returning Veteran:	0			Industrial Tax Abatement:	59.81	
			Disabled Person:	291,301					
			Disabled 50-69% Vetc	63,694					
			Disabled 70-100% Ve	2,351,487					
			Natural Disaster:	438,019					
			Disabled 30-49% Vetc	10,000					
				36,322,935					

Fund	Levy Request	Max Rate	Auto Set To Max	Calculated Rate	Calculated Taxes	PTELL Factor	PTELL Rate	(w/overrides) Final Rate	Final Taxes	% of Total
001 Corporate	124,129	0.20000		0.07637	124,096.88			0.07637	124,096.88	77.23%
027 Audit	2,728	0.00500		0.00168	2,729.90			0.00168	2,729.90	1.70%
035 Insurance	21,758	0.00000		0.01339	21,757.98			0.01339	21,757.98	13.54%
045 Public Benefit	9,143	0.05000		0.00563	9,148.43			0.00563	9,148.43	5.69%
047 Social Security	942	0.00000		0.00058	942.47			0.00058	942.47	0.59%
060 Unemployment Insurance	114	0.00000		0.00008	130.00			0.00008	130.00	0.08%
062 Workmens Comp Ins	1,099	0.00000		0.00068	1,104.96			0.00068	1,104.96	0.69%
209 Prior Yr Adj (Sb508)	765	0.00000		0.00048	779.97			0.00048	779.97	0.49%
	160,678			0.09889	160,690.59			0.09889	160,690.59	100.00%

Jodie L. Badman

I, Jodie L. Badman, County Clerk for Christian County Illinois, do hereby certify this report to be a true and complete copy of the 2023 extension information.

District Extension Summary

5/29/2024 4:30 pm

SSA2 - SSA2 MORRISONVILLE-PALMER AMB

Tax Year 2023

Assessed (BoR Eq.)	State Equalized (1.00000)	Exemptions	Amount	State Category	Net Taxable Value	After EZ & TIF	Other Information	County	District
Land:	5,398,500	5,398,500	Improvement:	604,094	Farm:	46,309,099	PTELL:		
Farm Land:	33,026,731	33,026,731	Owner Occupd:	3,595,181	Residential:	10,098,945	New Property EAV:	405,552	405,552
Building:	25,268,883	25,268,883	Leasehold Owner:	138,000	Commercial:	3,775,260	Annexations EAV:	0	0
Farm Building:	3,399,658	3,399,658	Elderly:	979,937	Industrial:	16,343	Disconnection EAV:	0	0
State Assessed:	1,163,804	1,163,804	Dis. Veteran:	0	Mineral:	85,585	Recovered TIF EAV:	0	0
	68,257,576	68,257,576	Sen Freeze:	670,674	Pollution Control:	0	Aggregate Extension:	0	
Less Assessments < 150	-663	-663	Fraternal Org.:	54,365	State Railroad:	1,163,729	Rate Increase:	0.00000	
	68,256,913	68,256,913	Storm Dmg Improven	0	Local Railroad:	98,250	TIF Loss EAV:	0	
			50% Owner Occupied	3,000		61,547,211	EZ EAV Reduction:	0	
Less Exemptions		-6,709,702	Part Exempt:	0	Overlapping Counties		EZ Tax Reduction:	0.00	
Net Taxable Value	61,547,211		Returning Veteran:	0			Industrial Tax Abatement:	0.00	
			Disabled Person:	52,000					
			Disabled 50-69% Vetc	20,000					
			Disabled 70-100% Ve	592,451					
			Natural Disaster:	0					
			Disabled 30-49% Vetc	0					
				6,709,702					

Fund	Levy Request	Max Rate	Auto Set To Max	Calculated Rate	Calculated Taxes	PTELL Factor	PTELL Rate	(w/overrides) Final Rate	Final Taxes	% of Total
023 Ssa2 Morrisonville-Palmer Amb	82,627	0.00000		0.13425	82,627.18			0.13425	82,627.18	99.52%
209 Prior Yr Adj (Sb508)	398	0.00000		0.00065	400.06			0.00065	400.06	0.48%
	83,025			0.13490	83,027.24			0.13490	83,027.24	100.00%

Jodie L. Badman

I, Jodie L. Badman, County Clerk for Christian County Illinois, do hereby certify this report to be a true and complete copy of the 2023 extension information.

District Extension Summary

5/29/2024 4:30 pm

SSA3 - SSA3 RAYMOND-HARVEL AMB

Tax Year 2023

Assessed (BoR Eq.)	State Equalized (1.00000)	Exemptions	Amount	State Category	Net Taxable Value	After EZ & TIF	Other Information	County	District	
Land:	182,621	182,621	Improvement:	8,170	Farm:	2,492,266	2,492,266	PTELL:		
Farm Land:	1,554,461	1,554,461	Owner Occupd:	140,646	Residential:	448,600	448,600	New Property EAV:	10,363	10,363
Building:	880,555	880,555	Leasehold Owner:	0	Commercial:	128,221	128,221	Annexations EAV:	0	0
Farm Building:	678,450	678,450	Elderly:	35,000	Industrial:	0	0	Disconnection EAV:	0	0
State Assessed:	261,101	261,101	Dis. Veteran:	0	Mineral:	1,000	1,000	Recovered TIF EAV:	0	0
	3,557,188	3,557,188	Sen Freeze:	7,785	Pollution Control:	0	0	Aggregate Extension:	0	
			Fraternal Org.:	0	State Railroad:	261,101	261,101	Rate Increase:	0.00000	
			Storm Dmg Improven	0	Local Railroad:	30,399	30,399	TIF Loss EAV:	0	
			50% Owner Occupied	0		3,361,587	3,361,587	EZ EAV Reduction:	0	
Less Exemptions	-195,601		Part Exempt:	0	Overlapping Counties			EZ Tax Reduction:	0.00	
Net Taxable Value	3,361,587		Returning Veteran:	0				Industrial Tax Abatement:	0.00	
			Disabled Person:	4,000						
			Disabled 50-69% Vetc	0						
			Disabled 70-100% Ve	0						
			Natural Disaster:	0						
			Disabled 30-49% Vetc	0						
				195,601						

Fund	Levy Request	Max Rate	Auto Set To Max	Calculated Rate	Calculated Taxes	PTELL Factor	PTELL Rate	(w/overrides) Final Rate	Final Taxes	% of Total
108 Ssa3 Raymond-Harvel Amb	3,728	0.00000		0.11091	3,728.32			0.11091	3,728.32	99.84%
209 Prior Year Adj (Sb508)	6	0.00000		0.00018	6.05			0.00018	6.05	0.16%
	3,734			0.11109	3,734.37			0.11109	3,734.37	100.00%

Jodie L. Badman

I, Jodie L. Badman, County Clerk for Christian County Illinois, do hereby certify this report to be a true and complete copy of the 2023 extension information.

District Extension Summary

5/29/2024 4:30 pm

T010 - ASSUMPTION TWP

Tax Year 2023

Assessed (BoR Eq.)	State Equalized (1.00000)	Exemptions	Amount	State Category	Net Taxable Value	After EZ & TIF	Other Information	County	District	
Land:	3,749,674	3,749,674	Improvement:	280,500	Farm:	17,886,627	17,850,732	PTELL:		
Farm Land:	13,192,261	13,192,261	Owner Occupd:	2,716,533	Residential:	9,647,895	9,565,606	New Property EAV:	421,599	421,599
Building:	21,033,030	21,033,030	Leasehold Owner:	150,000	Commercial:	4,857,875	3,918,990	Annexations EAV:	0	0
Farm Building:	1,436,310	1,436,310	Elderly:	731,577	Industrial:	2,366,209	1,942,770	Disconnection EAV:	0	0
State Assessed:	26,093	26,093	Dis. Veteran:	0	Mineral:	21,635	21,635	Recovered TIF EAV	0	0
	39,437,368	39,437,368	Sen Freeze:	402,114	Pollution Control:	0	0	Aggregate Extension:	92,871	
Less Assessments < 150	-1,030	-1,030	Fraternal Org.:	33,253	State Railroad:	26,093	26,093	Rate Increase:	0.00000	
	39,436,338	39,436,338	Storm Dmg Improven	0	Local Railroad:	187	187	TIF Loss EAV:	1,480,508	
			50% Owner Occupied	0		34,806,521	33,326,013	EZ EAV Reduction:	0	
Less Exemptions		-4,629,817	Part Exempt:	0	Overlapping Counties			EZ Tax Reduction:	0.00	
Net Taxable Value		34,806,521	Returning Veteran:	0				Industrial Tax Abatement:	0.00	
			Disabled Person:	32,625						
			Disabled 50-69% Vetc	0						
			Disabled 70-100% Ve	278,215						
			Natural Disaster:	0						
			Disabled 30-49% Vetc	5,000						
				4,629,817						

Fund	Levy Request	Max Rate	Auto Set To Max	Calculated Rate	Calculated Taxes	PTELL Factor	PTELL Rate	(w/overrides) Final Rate	Final Taxes	% of Total
001 Town General Fund	48,115	0.38000		0.14438	48,115.98			0.14438	48,115.98	50.65%
005 I M R F	12,990	0.00000		0.03898	12,990.45			0.03898	12,990.45	13.67%
017 Cemetery	22,170	0.20000		0.06653	22,171.75			0.06653	22,171.75	23.34%
035 Insurance	10,300	0.00000		0.03091	10,301.05			0.03091	10,301.05	10.84%
054 General Assistance	1,000	0.00000		0.00301	1,003.11			0.00301	1,003.11	1.06%
209 Prior Yr Adj (Sb508)	417	0.00000		0.00126	419.91			0.00126	419.91	0.44%
	94,992			0.28507	95,002.25			0.28507	95,002.25	100.00%

Jodie L. Badman

I, Jodie L. Badman, County Clerk for Christian County Illinois, do hereby certify this report to be a true and complete copy of the 2023 extension information.

District Extension Summary

5/29/2024 4:30 pm

T01R - ASSUMPTION TWP RD

Tax Year 2023

	Assessed (BoR Eq.)	State Equalized (1.00000)	Exemptions		Tax Year 2023			Other		
			Amount	State Category	Net Taxable Value	After EZ & TIF	Information	County	District	
Land:	3,749,674	3,749,674	Improvement:	280,500	Farm:	17,886,627	17,850,732	PTELL:		
Farm Land:	13,192,261	13,192,261	Owner Occupd:	2,716,533	Residential:	9,647,895	9,565,606	New Property EAV:	421,599	421,599
Building:	21,033,030	21,033,030	Leasehold Owner:	150,000	Commercial:	4,857,875	3,918,990	Annexations EAV:	0	0
Farm Building:	1,436,310	1,436,310	Elderly:	731,577	Industrial:	2,366,209	1,942,770	Disconnection EAV:	0	0
State Assessed:	26,093	26,093	Dis. Veteran:	0	Mineral:	21,635	21,635	Recovered TIF EAV	0	0
	39,437,368	39,437,368	Sen Freeze:	402,114	Pollution Control:	0	0	Aggregate Extension:	85,659	
Less Assessments < 150	-1,030	-1,030	Fraternal Org.:	33,253	State Railroad:	26,093	26,093	Rate Increase:	0.00000	
	39,436,338	39,436,338	Storm Dmg Improven	0	Local Railroad:	187	187	TIF Loss EAV:	1,480,508	
			50% Owner Occupied	0		34,806,521	33,326,013	EZ EAV Reduction:	0	
Less Exemptions		-4,629,817	Part Exempt:	0	Overlapping Counties			EZ Tax Reduction:	0.00	
Net Taxable Value		34,806,521	Returning Veteran:	0				Industrial Tax Abatement:	0.00	
			Disabled Person:	32,625						
			Disabled 50-69% Vetc	0						
			Disabled 70-100% Ve	278,215						
			Natural Disaster:	0						
			Disabled 30-49% Vetc	5,000						
				4,629,817						

Fund	Levy Request	Max Rate	Auto Set To Max	Calculated Rate	Calculated Taxes	PTELL Factor	PTELL Rate	(w/overrides) Final Rate	Final Taxes	% of Total
007 Road & Bridge	36,000	0.94000		0.10803	36,002.07			0.10803	36,002.07	40.78%
008 Joint Bridge	4,000	0.25000		0.01201	4,002.45			0.01201	4,002.45	4.53%
009 Permanent Road	42,380	0.25000		0.12717	42,380.65			0.12717	42,380.65	48.01%
010 Equipment & Building	5,500	0.10000		0.01651	5,502.12			0.01651	5,502.12	6.23%
209 Prior Yr Adj (Sb508)	388	0.00000		0.00117	389.91			0.00117	389.91	0.44%
	88,268			0.26489	88,277.20			0.26489	88,277.20	100.00%

Jodie L. Badman

I, Jodie L. Badman, County Clerk for Christian County Illinois, do hereby certify this report to be a true and complete copy of the 2023 extension information.

District Extension Summary

5/29/2024 4:30 pm

T020 - BEAR CREEK TWP

Tax Year 2023

	Assessed (BoR Eq.)	State Equalized (1.00000)	Exemptions	Amount	Tax Year 2023		Other Information	County	District
					State Category	Net Taxable Value			
Land:	1,806,794	1,806,794	Improvement:	123,078	Farm:	15,017,207	15,017,207	PTELL:	
Farm Land:	9,684,806	9,684,806	Owner Occupd:	1,025,775	Residential:	1,532,105	1,532,105	New Property EAV:	120,682
Building:	6,765,429	6,765,429	Leasehold Owner:	48,000	Commercial:	635,013	635,013	Annexations EAV:	0
Farm Building:	1,021,620	1,021,620	Elderly:	292,308	Industrial:	0	0	Disconnection EAV:	0
State Assessed:	602,944	602,944	Dis. Veteran:	0	Mineral:	40,530	40,530	Recovered TIF EAV	0
	19,881,593	19,881,593	Sen Freeze:	179,735	Pollution Control:	0	0	Aggregate Extension:	84,191
Less Assessments < 150	-237	-237	Fraternal Org.:	0	State Railroad:	602,944	602,944	Rate Increase:	0.00000
	19,881,356	19,881,356	Storm Dmg Improven	0	Local Railroad:	0	0	TIF Loss EAV:	0
Less Exemptions		-2,053,557	50% Owner Occupied	0		17,827,799	17,827,799	EZ EAV Reduction:	0
Net Taxable Value		17,827,799	Part Exempt:	0	Overlapping Counties			EZ Tax Reduction:	0.00
			Returning Veteran:	0				Industrial Tax Abatement:	0.00
			Disabled Person:	16,000					
			Disabled 50-69% Vetc	5,000					
			Disabled 70-100% Ve	363,661					
			Natural Disaster:	0					
			Disabled 30-49% Vetc	0					
				2,053,557					

Fund	Levy Request	Max Rate	Auto Set To Max	Calculated Rate	Calculated Taxes	PTELL Factor	PTELL Rate	(w/overrides) Final Rate	Final Taxes	% of Total
001 Town General Fund	58,400	0.65000		0.32758	58,400.27			0.32758	58,400.27	70.64%
005 I M R F	585	0.00000		0.00329	586.53			0.00329	586.53	0.71%
035 Insurance	11,000	0.00000		0.06171	11,001.53			0.06171	11,001.53	13.31%
047 Social Security	11,000	0.00000		0.06171	11,001.53			0.06171	11,001.53	13.31%
054 General Assistance	1,500	0.00000		0.00842	1,501.10			0.00842	1,501.10	1.82%
209 Prior Yr Adj (Sb508)	178	0.00000		0.00100	178.28			0.00100	178.28	0.22%
	82,663			0.46371	82,669.24			0.46371	82,669.24	100.00%

Jodie L. Badman

I, Jodie L. Badman, County Clerk for Christian County Illinois, do hereby certify this report to be a true and complete copy of the 2023 extension information.

District Extension Summary

5/29/2024 4:30 pm

T02R - BEAR CREEK TWP RD

Tax Year 2023

	Assessed (BoR Eq.)	State Equalized (1.00000)	Exemptions		Tax Year 2023			Other		
			Amount	State Category	Net Taxable Value	After EZ & TIF	Information	County	District	
Land:	1,806,794	1,806,794	Improvement:	123,078	Farm:	15,017,207	15,017,207	PTELL:		
Farm Land:	9,684,806	9,684,806	Owner Occupd:	1,025,775	Residential:	1,532,105	1,532,105	New Property EAV:	120,682	120,682
Building:	6,765,429	6,765,429	Leasehold Owner:	48,000	Commercial:	635,013	635,013	Annexations EAV:	0	0
Farm Building:	1,021,620	1,021,620	Elderly:	292,308	Industrial:	0	0	Disconnection EAV:	0	0
State Assessed:	602,944	602,944	Dis. Veteran:	0	Mineral:	40,530	40,530	Recovered TIF EAV	0	0
	19,881,593	19,881,593	Sen Freeze:	179,735	Pollution Control:	0	0	Aggregate Extension:	150,902	
Less Assessments < 150	-237	-237	Fraternal Org.:	0	State Railroad:	602,944	602,944	Rate Increase:	0.00000	
	19,881,356	19,881,356	Storm Dmg Improven	0	Local Railroad:	0	0	TIF Loss EAV:	0	
Less Exemptions		-2,053,557	50% Owner Occupied	0		17,827,799	17,827,799	EZ EAV Reduction:	0	
Net Taxable Value		17,827,799	Part Exempt:	0	Overlapping Counties			EZ Tax Reduction:	0.00	
			Returning Veteran:	0				Industrial Tax Abatement:	0.00	
			Disabled Person:	16,000						
			Disabled 50-69% Vetc	5,000						
			Disabled 70-100% Ve	363,661						
			Natural Disaster:	0						
			Disabled 30-49% Vetc	0						
				2,053,557						

Fund	Levy Request	Max Rate	Auto Set To Max	Calculated Rate	Calculated Taxes	PTELL Factor	PTELL Rate	(w/overrides) Final Rate	Final Taxes	% of Total
007 Road & Bridge	100,800	0.94000		0.56541	100,800.12			0.56541	100,800.12	65.02%
008 Joint Bridge	20,000	0.25000		0.11219	20,001.00			0.11219	20,001.00	12.90%
009 Permanent Road	20,600	0.25000		0.11555	20,600.02			0.11555	20,600.02	13.29%
010 Equipment & Building	10,300	0.10000		0.05778	10,300.90			0.05778	10,300.90	6.64%
090 Road Damage	3,000	0.03300		0.01683	3,000.42			0.01683	3,000.42	1.94%
209 Prior Yr Adj (Sb508)	318	0.00000		0.00179	319.12			0.00179	319.12	0.21%
	155,018			0.86955	155,021.58			0.86955	155,021.58	100.00%

Jodie L. Badman

I, Jodie L. Badman, County Clerk for Christian County Illinois, do hereby certify this report to be a true and complete copy of the 2023 extension information.

District Extension Summary

5/29/2024 4:30 pm

T030 - BUCKHART TWP

Tax Year 2023

Assessed (BoR Eq.)	State Equalized (1.00000)	Exemptions	Amount	State Category	Net Taxable Value	After EZ & TIF	Other Information	County	District
Land:	6,349,237	6,349,237	Improvement:	493,362	Farm:	39,126,039	PTELL:		
Farm Land:	22,836,148	22,836,148	Owner Occupd:	3,579,720	Residential:	12,623,568	New Property EAV:	852,161	852,161
Building:	30,237,155	30,237,155	Leasehold Owner:	138,000	Commercial:	2,907,827	Annexations EAV:	0	0
Farm Building:	1,702,221	1,702,221	Elderly:	962,046	Industrial:	0	Disconnection EAV:	0	0
State Assessed:	0	0	Dis. Veteran:	0	Mineral:	68,839	Recovered TIF EAV:	0	0
	61,124,761	61,124,761	Sen Freeze:	605,205	Pollution Control:	0	Aggregate Extension:	122,791	
Less Assessments < 150	-8,787	-8,787	Fraternal Org.:	7,220	State Railroad:	0	Rate Increase:	0.00000	
	61,115,974	61,115,974	Storm Dmg Improven	0	Local Railroad:	0	TIF Loss EAV:	0	
Less Exemptions		-6,389,701	50% Owner Occupied	0		54,726,273	EZ EAV Reduction:	0	
Net Taxable Value		54,726,273	Part Exempt:	0	Overlapping Counties		EZ Tax Reduction:	0.00	
			Returning Veteran:	0			Industrial Tax Abatement:	0.00	
			Disabled Person:	45,563					
			Disabled 50-69% Vetc	15,836					
			Disabled 70-100% Ve	540,249					
			Natural Disaster:	0					
			Disabled 30-49% Vetc	2,500					
				6,389,701					

Fund	Levy Request	Max Rate	Auto Set To Max	Calculated Rate	Calculated Taxes	PTELL Factor	PTELL Rate	(w/overrides) Final Rate	Final Taxes	% of Total
001 Town General Fund	70,695	0.30000		0.12918	70,695.32			0.12918	70,695.32	56.66%
005 I M R F	4,059	0.00000		0.00742	4,060.68			0.00742	4,060.68	3.25%
017 Cemetery	32,629	0.20000		0.05963	32,633.24			0.05963	32,633.24	26.15%
035 Insurance	5,629	0.00000		0.01029	5,631.33			0.01029	5,631.33	4.51%
047 Social Security	5,111	0.00000		0.00934	5,111.43			0.00934	5,111.43	4.10%
054 General Assistance	6,495	0.00000		0.01187	6,496.00			0.01187	6,496.00	5.21%
209 Prior Yr Adj (Sb508)	153	0.00000		0.00028	153.23			0.00028	153.23	0.12%
	124,771			0.22801	124,781.23			0.22801	124,781.23	100.00%

Jodie L. Badman

I, Jodie L. Badman, County Clerk for Christian County Illinois, do hereby certify this report to be a true and complete copy of the 2023 extension information.

District Extension Summary

5/29/2024 4:30 pm

T03R - BUCKHART TWP RD

Tax Year 2023

Assessed (BoR Eq.)	State Equalized (1.00000)	Exemptions	Amount	State Category	Net Taxable Value	After EZ & TIF	Other Information	County	District
Land:	6,349,237	6,349,237	Improvement:	493,362	Farm:	39,126,039	PTELL:		
Farm Land:	22,836,148	22,836,148	Owner Occupd:	3,579,720	Residential:	12,623,568	New Property EAV:	852,161	852,161
Building:	30,237,155	30,237,155	Leasehold Owner:	138,000	Commercial:	2,907,827	Annexations EAV:	0	0
Farm Building:	1,702,221	1,702,221	Elderly:	962,046	Industrial:	0	Disconnection EAV:	0	0
State Assessed:	0	0	Dis. Veteran:	0	Mineral:	68,839	Recovered TIF EAV:	0	0
	61,124,761	61,124,761	Sen Freeze:	605,205	Pollution Control:	0	Aggregate Extension:	186,512	
Less Assessments < 150	-8,787	-8,787	Fraternal Org.:	7,220	State Railroad:	0	Rate Increase:	0.00000	
	61,115,974	61,115,974	Storm Dmg Improven	0	Local Railroad:	0	TIF Loss EAV:	0	
Less Exemptions		-6,389,701	50% Owner Occupied	0		54,726,273	EZ EAV Reduction:	0	
Net Taxable Value		54,726,273	Part Exempt:	0	Overlapping Counties		EZ Tax Reduction:	0.00	
			Returning Veteran:	0			Industrial Tax Abatement:	0.00	
			Disabled Person:	45,563					
			Disabled 50-69% Vetc	15,836					
			Disabled 70-100% Ve	540,249					
			Natural Disaster:	0					
			Disabled 30-49% Vetc	2,500					
				6,389,701					

Fund	Levy Request	Max Rate	Auto Set To Max	Calculated Rate	Calculated Taxes	PTELL Factor	PTELL Rate	(w/overrides) Final Rate	Final Taxes	% of Total
005 I M R F	3,027	0.00000		0.00554	3,031.84			0.00554	3,031.84	1.60%
007 Road & Bridge	94,386	0.94000		0.17247	94,386.40			0.17247	94,386.40	49.80%
008 Joint Bridge	8,868	0.25000		0.01621	8,871.13			0.01621	8,871.13	4.68%
009 Permanent Road	49,501	0.25000		0.09046	49,505.39			0.09046	49,505.39	26.12%
010 Equipment & Building	20,764	0.10000		0.03795	20,768.62			0.03795	20,768.62	10.96%
035 Insurance	9,173	0.00000		0.01677	9,177.60			0.01677	9,177.60	4.84%
047 Social Security	3,568	0.00000		0.00652	3,568.15			0.00652	3,568.15	1.88%
209 Prior Yr Adj (Sb508)	232	0.00000		0.00043	235.32			0.00043	235.32	0.12%
	189,519			0.34635	189,544.45			0.34635	189,544.45	100.00%

Jodie L. Badman

I, Jodie L. Badman, County Clerk for Christian County Illinois, do hereby certify this report to be a true and complete copy of the 2023 extension information.

District Extension Summary

5/29/2024 4:30 pm

T040 - GREENWOOD TWP

Tax Year 2023

Assessed (BoR Eq.)	State Equalized (1.00000)	Exemptions	Amount	State Category	Net Taxable Value	After EZ & TIF	Other Information	County	District	
Land:	862,518	862,518	Improvement:	41,603	Farm:	15,464,184	15,464,184	PTELL:		
Farm Land:	10,653,838	10,653,838	Owner Occupd:	444,000	Residential:	0	0	New Property EAV:	63,177	63,177
Building:	3,631,948	3,631,948	Leasehold Owner:	12,000	Commercial:	18,571	18,571	Annexations EAV:	0	0
Farm Building:	1,155,851	1,155,851	Elderly:	135,000	Industrial:	0	0	Disconnection EAV:	0	0
State Assessed:	0	0	Dis. Veteran:	0	Mineral:	109,958	109,958	Recovered TIF EAV	0	0
	16,304,155	16,304,155	Sen Freeze:	9,353	Pollution Control:	0	0	Aggregate Extension:	49,470	
Less Assessments < 150	-41	-41	Fraternal Org.:	0	State Railroad:	0	0	Rate Increase:	0.00000	
	16,304,114	16,304,114	Storm Dmg Improven	0	Local Railroad:	0	0	TIF Loss EAV:	0	
Less Exemptions		-711,401	50% Owner Occupied	0		15,592,713	15,592,713	EZ EAV Reduction:	0	
Net Taxable Value	15,592,713		Part Exempt:	0	Overlapping Counties			EZ Tax Reduction:	0.00	
			Returning Veteran:	0				Industrial Tax Abatement:	0.00	
			Disabled Person:	10,000						
			Disabled 50-69% Vetc	0						
			Disabled 70-100% Ve	59,445						
			Natural Disaster:	0						
			Disabled 30-49% Vetc	0						
				711,401						

Fund	Levy Request	Max Rate	Auto Set To Max	Calculated Rate	Calculated Taxes	PTELL Factor	PTELL Rate	(w/overrides) Final Rate	Final Taxes	% of Total
001 Town General Fund	66,677	0.65000		0.42762	66,677.56	0.77204	0.33014	0.33014	51,477.71	98.59%
054 General Assistance	875	0.00000		0.00562	876.31	0.77204	0.00434	0.00434	676.72	1.30%
209 Prior Yr Adj (Sb508)	58	0.00000		0.00038	59.25			0.00038	59.25	0.11%
	67,610			0.43362	67,613.12		0.33448	0.33486	52,213.68	100.00%

Jodie L. Badman

I, Jodie L. Badman, County Clerk for Christian County Illinois, do hereby certify this report to be a true and complete copy of the 2023 extension information.

District Extension Summary

5/29/2024 4:30 pm

T04R - GREENWOOD TWP RD

Tax Year 2023

Assessed (BoR Eq.)	State Equalized (1.00000)	Exemptions	Amount	State Category	Net Taxable Value	After EZ & TIF	Other Information	County	District	
Land:	862,518	862,518	Improvement:	41,603	Farm:	15,464,184	15,464,184	PTELL:		
Farm Land:	10,653,838	10,653,838	Owner Occupd:	444,000	Residential:	0	0	New Property EAV:	63,177	63,177
Building:	3,631,948	3,631,948	Leasehold Owner:	12,000	Commercial:	18,571	18,571	Annexations EAV:	0	0
Farm Building:	1,155,851	1,155,851	Elderly:	135,000	Industrial:	0	0	Disconnection EAV:	0	0
State Assessed:	0	0	Dis. Veteran:	0	Mineral:	109,958	109,958	Recovered TIF EAV	0	0
	16,304,155	16,304,155	Sen Freeze:	9,353	Pollution Control:	0	0	Aggregate Extension:	90,462	
Less Assessments < 150	-41	-41	Fraternal Org.:	0	State Railroad:	0	0	Rate Increase:	0.00000	
	16,304,114	16,304,114	Storm Dmg Improven	0	Local Railroad:	0	0	TIF Loss EAV:	0	
Less Exemptions		-711,401	50% Owner Occupied	0		15,592,713	15,592,713	EZ EAV Reduction:	0	
Net Taxable Value		15,592,713	Part Exempt:	0	Overlapping Counties			EZ Tax Reduction:	0.00	
			Returning Veteran:	0				Industrial Tax Abatement:	0.00	
			Disabled Person:	10,000						
			Disabled 50-69% Vetc	0						
			Disabled 70-100% Ve	59,445						
			Natural Disaster:	0						
			Disabled 30-49% Vetc	0						
				711,401						

Fund	Levy Request	Max Rate	Auto Set To Max	Calculated Rate	Calculated Taxes	PTELL Factor	PTELL Rate	(w/overrides) Final Rate	Final Taxes	% of Total
007 Road & Bridge	108,175	0.94000		0.69376	108,176.01	0.71839	0.49839	0.49839	77,712.54	81.39%
008 Joint Bridge	18,785	0.25000		0.12048	18,786.10	0.71839	0.08655	0.08655	13,495.49	14.13%
010 Equipment & Building	5,794	0.10000		0.03716	5,794.25	0.71839	0.02670	0.02670	4,163.25	4.36%
209 Prior Yr Adj (Sb508)	107	0.00000		0.00069	107.59			0.00069	107.59	0.11%
	132,861			0.85209	132,863.95		0.61164	0.61233	95,478.87	100.00%

Jodie L. Badman

I, Jodie L. Badman, County Clerk for Christian County Illinois, do hereby certify this report to be a true and complete copy of the 2023 extension information.

District Extension Summary

5/29/2024 4:30 pm

T050 - JOHNSON TWP

Tax Year 2023

	Assessed (BoR Eq.)	State Equalized (1.00000)	Exemptions		Tax Year 2023			Other		
			Amount	State Category	Net Taxable Value	After EZ & TIF	Information	County	District	
Land:	4,943,760	4,943,760	Improvement:	355,142	Farm:	20,296,082	20,296,082	PTELL:		
Farm Land:	8,542,314	8,542,314	Owner Occupd:	1,566,000	Residential:	6,525,576	6,525,576	New Property EAV:	112,627	112,627
Building:	15,678,575	15,678,575	Leasehold Owner:	12,000	Commercial:	290,654	290,654	Annexations EAV:	0	0
Farm Building:	1,018,025	1,018,025	Elderly:	420,000	Industrial:	21,567	21,567	Disconnection EAV:	0	0
State Assessed:	322,969	322,969	Dis. Veteran:	0	Mineral:	2,840	2,840	Recovered TIF EAV	0	0
	30,505,643	30,505,643	Sen Freeze:	226,788	Pollution Control:	0	0	Aggregate Extension:	89,559	
Less Assessments < 150	-102	-102	Fraternal Org.:	0	State Railroad:	322,969	322,969	Rate Increase:	0.00000	
	30,505,541	30,505,541	Storm Dmg Improven	0	Local Railroad:	0	0	TIF Loss EAV:	0	
Less Exemptions		-3,045,853	50% Owner Occupied	0		27,459,688	27,459,688	EZ EAV Reduction:	0	
Net Taxable Value		27,459,688	Part Exempt:	0	Overlapping Counties			EZ Tax Reduction:	0.00	
			Returning Veteran:	0				Industrial Tax Abatement:	0.00	
			Disabled Person:	16,000						
			Disabled 50-69% Vetc	20,000						
			Disabled 70-100% Ve	429,923						
			Natural Disaster:	0						
			Disabled 30-49% Vetc	0						
				3,045,853						

Fund	Levy Request	Max Rate	Auto Set To Max	Calculated Rate	Calculated Taxes	PTELL Factor	PTELL Rate	(w/overrides) Final Rate	Final Taxes	% of Total
001 Town General Fund	98,700	0.45000		0.35944	98,701.10	0.95543	0.34342	0.34342	94,302.10	99.72%
054 General Assistance	124	0.00000		0.00046	126.31	0.95543	0.00044	0.00044	120.82	0.13%
209 Prior Yr Adj (Sb508)	147	0.00000		0.00054	148.28			0.00054	148.28	0.16%
	98,971			0.36044	98,975.70		0.34386	0.34440	94,571.20	100.00%

Jodie L. Badman

I, Jodie L. Badman, County Clerk for Christian County Illinois, do hereby certify this report to be a true and complete copy of the 2023 extension information.

District Extension Summary

5/29/2024 4:30 pm

T05R - JOHNSON TWP RD

Tax Year 2023

	Assessed (BoR Eq.)	State Equalized (1.00000)	Exemptions		Tax Year 2023			Other		
			Amount	State Category	Net Taxable Value	After EZ & TIF	Information	County	District	
Land:	4,943,760	4,943,760	Improvement:	355,142	Farm:	20,296,082	20,296,082	PTELL:		
Farm Land:	8,542,314	8,542,314	Owner Occupd:	1,566,000	Residential:	6,525,576	6,525,576	New Property EAV:	112,627	112,627
Building:	15,678,575	15,678,575	Leasehold Owner:	12,000	Commercial:	290,654	290,654	Annexations EAV:	0	0
Farm Building:	1,018,025	1,018,025	Elderly:	420,000	Industrial:	21,567	21,567	Disconnection EAV:	0	0
State Assessed:	322,969	322,969	Dis. Veteran:	0	Mineral:	2,840	2,840	Recovered TIF EAV:	0	0
	30,505,643	30,505,643	Sen Freeze:	226,788	Pollution Control:	0	0	Aggregate Extension:	142,623	
Less Assessments < 150	-102	-102	Fraternal Org.:	0	State Railroad:	322,969	322,969	Rate Increase:	0.00000	
	30,505,541	30,505,541	Storm Dmg Improven	0	Local Railroad:	0	0	TIF Loss EAV:	0	
Less Exemptions		-3,045,853	50% Owner Occupied	0		27,459,688	27,459,688	EZ EAV Reduction:	0	
Net Taxable Value		27,459,688	Part Exempt:	0	Overlapping Counties			EZ Tax Reduction:	0.00	
			Returning Veteran:	0				Industrial Tax Abatement:	0.00	
			Disabled Person:	16,000						
			Disabled 50-69% Vetc	20,000						
			Disabled 70-100% Ve	429,923						
			Natural Disaster:	0						
			Disabled 30-49% Vetc	0						
				3,045,853						

Fund	Levy Request	Max Rate	Auto Set To Max	Calculated Rate	Calculated Taxes	PTELL Factor	PTELL Rate	(w/overrides) Final Rate	Final Taxes	% of Total
007 Road & Bridge	103,318	0.94000		0.37626	103,319.82	0.93949	0.35349	0.35349	97,067.35	64.45%
008 Joint Bridge	12,898	0.25000		0.04698	12,900.56	0.93949	0.04414	0.04414	12,120.72	8.05%
009 Permanent Road	35,650	0.25000		0.12983	35,650.91	0.93949	0.12197	0.12197	33,492.61	22.24%
010 Equipment & Building	8,185	0.10000		0.02981	8,185.73	0.93949	0.02801	0.02801	7,691.47	5.11%
209 Prior Yr Adj (Sb508)	234	0.00000		0.00086	236.15			0.00086	236.15	0.16%
	160,285			0.58374	160,293.18		0.54761	0.54847	150,608.30	100.00%

Jodie L. Badman

I, Jodie L. Badman, County Clerk for Christian County Illinois, do hereby certify this report to be a true and complete copy of the 2023 extension information.

District Extension Summary

5/29/2024 4:30 pm

T060 - KING TWP

Tax Year 2023

Assessed (BoR Eq.)	State Equalized (1.00000)	Exemptions	Amount	State Category	Net Taxable Value	After EZ & TIF	Other Information	County	District
Land:	626,308	626,308	Improvement:	88,940	Farm:	15,915,216	15,915,216	PTELL:	
Farm Land:	11,555,130	11,555,130	Owner Occupd:	380,646	Residential:	448,600	448,600	New Property EAV:	108,877
Building:	3,060,688	3,060,688	Leasehold Owner:	6,000	Commercial:	128,221	128,221	Annexations EAV:	0
Farm Building:	1,959,179	1,959,179	Elderly:	95,945	Industrial:	16,343	16,343	Disconnection EAV:	0
State Assessed:	498,085	498,085	Dis. Veteran:	0	Mineral:	33,040	33,040	Recovered TIF EAV	0
	17,699,390	17,699,390	Sen Freeze:	31,710	Pollution Control:	0	0	Aggregate Extension:	50,002
Less Assessments < 150	-210	-210	Fraternal Org.:	0	State Railroad:	498,085	498,085	Rate Increase:	0.00000
	17,699,180	17,699,180	Storm Dmg Improven	0	Local Railroad:	30,399	30,399	TIF Loss EAV:	0
Less Exemptions		-629,276	50% Owner Occupied	3,000		17,069,904	17,069,904	EZ EAV Reduction:	0
Net Taxable Value	17,069,904		Part Exempt:	0	Overlapping Counties			EZ Tax Reduction:	0.00
			Returning Veteran:	0				Industrial Tax Abatement:	0.00
			Disabled Person:	4,000					
			Disabled 50-69% Vetc	0					
			Disabled 70-100% Ve	19,035					
			Natural Disaster:	0					
			Disabled 30-49% Vetc	0					
				629,276					

Fund	Levy Request	Max Rate	Auto Set To Max	Calculated Rate	Calculated Taxes	PTELL Factor	PTELL Rate	(w/overrides) Final Rate	Final Taxes	% of Total
001 Town General Fund	52,500	0.65000		0.30756	52,500.09			0.30756	52,500.09	99.39%
209 Prior Year Adj (Sb508)	323	0.00000		0.00190	324.33			0.00190	324.33	0.61%
	52,823			0.30946	52,824.42			0.30946	52,824.42	100.00%

Jodie L. Badman

I, Jodie L. Badman, County Clerk for Christian County Illinois, do hereby certify this report to be a true and complete copy of the 2023 extension information.

District Extension Summary

5/29/2024 4:30 pm

T06R - KING TWP RD

Tax Year 2023

	Assessed (BoR Eq.)	State Equalized (1.00000)	Exemptions		Tax Year 2023			Other		
			Amount	State Category	Net Taxable Value	After EZ & TIF	Information	County	District	
Land:	626,308	626,308	Improvement:	88,940	Farm:	15,915,216	15,915,216	PTELL:		
Farm Land:	11,555,130	11,555,130	Owner Occupd:	380,646	Residential:	448,600	448,600	New Property EAV:	108,877	108,877
Building:	3,060,688	3,060,688	Leasehold Owner:	6,000	Commercial:	128,221	128,221	Annexations EAV:	0	0
Farm Building:	1,959,179	1,959,179	Elderly:	95,945	Industrial:	16,343	16,343	Disconnection EAV:	0	0
State Assessed:	498,085	498,085	Dis. Veteran:	0	Mineral:	33,040	33,040	Recovered TIF EAV	0	0
	17,699,390	17,699,390	Sen Freeze:	31,710	Pollution Control:	0	0	Aggregate Extension:	165,755	
Less Assessments < 150	-210	-210	Fraternal Org.:	0	State Railroad:	498,085	498,085	Rate Increase:	0.00000	
	17,699,180	17,699,180	Storm Dmg Improven	0	Local Railroad:	30,399	30,399	TIF Loss EAV:	0	
Less Exemptions		-629,276	50% Owner Occupied	3,000		17,069,904	17,069,904	EZ EAV Reduction:	0	
Net Taxable Value		17,069,904	Part Exempt:	0	Overlapping Counties			EZ Tax Reduction:	0.00	
			Returning Veteran:	0				Industrial Tax Abatement:	0.00	
			Disabled Person:	4,000						
			Disabled 50-69% Vetc	0						
			Disabled 70-100% Ve	19,035						
			Natural Disaster:	0						
			Disabled 30-49% Vetc	0						
				629,276						

Fund	Levy Request	Max Rate	Auto Set To Max	Calculated Rate	Calculated Taxes	PTELL Factor	PTELL Rate	(w/overrides) Final Rate	Final Taxes	% of Total
007 Road & Bridge	112,875	0.94000		0.66126	112,876.46			0.66126	112,876.46	64.61%
008 Joint Bridge	9,750	0.25000		0.05712	9,750.33			0.05712	9,750.33	5.58%
009 Permanent Road	32,500	0.25000		0.19040	32,501.10			0.19040	32,501.10	18.60%
010 Equipment & Building	12,500	0.10000		0.07323	12,500.29			0.07323	12,500.29	7.16%
035 Insurance	6,000	0.00000		0.03515	6,000.07			0.03515	6,000.07	3.43%
209 Prior Year Adj (Sb508)	1,070	0.00000		0.00627	1,070.28			0.00627	1,070.28	0.61%
	174,695			1.02343	174,698.53			1.02343	174,698.53	100.00%

Jodie L. Badman

I, Jodie L. Badman, County Clerk for Christian County Illinois, do hereby certify this report to be a true and complete copy of the 2023 extension information.

District Extension Summary

5/29/2024 4:30 pm

T070 - LOCUST TWP

Tax Year 2023

	Assessed (BoR Eq.)	State Equalized (1.00000)	Exemptions		Tax Year 2023			Other		
			Amount	State Category	Net Taxable Value	After EZ & TIF	Information	County	District	
Land:	2,464,489	2,464,489	Improvement:	183,283	Farm:	16,723,990	16,723,990	PTELL:		
Farm Land:	10,337,966	10,337,966	Owner Occupd:	1,249,094	Residential:	4,454,326	4,454,326	New Property EAV:	310,188	310,188
Building:	10,153,979	10,153,979	Leasehold Owner:	12,000	Commercial:	768,823	768,823	Annexations EAV:	0	0
Farm Building:	1,251,170	1,251,170	Elderly:	381,268	Industrial:	0	0	Disconnection EAV:	0	0
State Assessed:	59	59	Dis. Veteran:	0	Mineral:	0	0	Recovered TIF EAV	0	0
	24,207,663	24,207,663	Sen Freeze:	279,850	Pollution Control:	0	0	Aggregate Extension:	75,532	
Less Assessments < 150	-70	-70	Fraternal Org.:	0	State Railroad:	0	0	Rate Increase:	0.00000	
	24,207,593	24,207,593	Storm Dmg Improven	0	Local Railroad:	0	0	TIF Loss EAV:	0	
Less Exemptions		-2,260,454	50% Owner Occupied	0		21,947,139	21,947,139	EZ EAV Reduction:	0	
Net Taxable Value		21,947,139	Part Exempt:	0	Overlapping Counties			EZ Tax Reduction:	0.00	
			Returning Veteran:	0				Industrial Tax Abatement:	0.00	
			Disabled Person:	18,000						
			Disabled 50-69% Vetc	0						
			Disabled 70-100% Ve	136,959						
			Natural Disaster:	0						
			Disabled 30-49% Vetc	0						
				2,260,454						

Fund	Levy Request	Max Rate	Auto Set To Max	Calculated Rate	Calculated Taxes	PTELL Factor	PTELL Rate	(w/overrides) Final Rate	Final Taxes	% of Total
001 Town General Fund	69,927	0.45000		0.31862	69,927.89			0.31862	69,927.89	92.18%
005 I M R F	0	0.00000		0.00000	0.00			0.00000	0.00	0.00%
027 Audit	0	0.00500		0.00000	0.00			0.00000	0.00	0.00%
035 Insurance	0	0.00000		0.00000	0.00			0.00000	0.00	0.00%
047 Social Security	3,800	0.00000		0.01732	3,801.24			0.01732	3,801.24	5.01%
054 General Assistance	2,100	0.00000		0.00957	2,100.34			0.00957	2,100.34	2.77%
209 Prior Yr Adj (Sb508)	32	0.00000		0.00015	32.92			0.00015	32.92	0.04%
	75,859			0.34566	75,862.39			0.34566	75,862.39	100.00%

Jodie L. Badman

I, Jodie L. Badman, County Clerk for Christian County Illinois, do hereby certify this report to be a true and complete copy of the 2023 extension information.

District Extension Summary

5/29/2024 4:30 pm

T07R - LOCUST TWP RD

Tax Year 2023

	Assessed (BoR Eq.)	State Equalized (1.00000)	Exemptions		Tax Year 2023			Other		
			Amount	State Category	Net Taxable Value	After EZ & TIF	Information	County	District	
Land:	2,464,489	2,464,489	Improvement:	183,283	Farm:	16,723,990	16,723,990	PTELL:		
Farm Land:	10,337,966	10,337,966	Owner Occupd:	1,249,094	Residential:	4,454,326	4,454,326	New Property EAV:	310,188	310,188
Building:	10,153,979	10,153,979	Leasehold Owner:	12,000	Commercial:	768,823	768,823	Annexations EAV:	0	0
Farm Building:	1,251,170	1,251,170	Elderly:	381,268	Industrial:	0	0	Disconnection EAV:	0	0
State Assessed:	59	59	Dis. Veteran:	0	Mineral:	0	0	Recovered TIF EAV	0	0
	24,207,663	24,207,663	Sen Freeze:	279,850	Pollution Control:	0	0	Aggregate Extension:	130,425	
Less Assessments < 150	-70	-70	Fraternal Org.:	0	State Railroad:	0	0	Rate Increase:	0.00000	
	24,207,593	24,207,593	Storm Dmg Improven	0	Local Railroad:	0	0	TIF Loss EAV:	0	
Less Exemptions		-2,260,454	50% Owner Occupied	0		21,947,139	21,947,139	EZ EAV Reduction:	0	
Net Taxable Value		21,947,139	Part Exempt:	0	Overlapping Counties			EZ Tax Reduction:	0.00	
			Returning Veteran:	0				Industrial Tax Abatement:	0.00	
			Disabled Person:	18,000						
			Disabled 50-69% Vetc	0						
			Disabled 70-100% Ve	136,959						
			Natural Disaster:	0						
			Disabled 30-49% Vetc	0						
				2,260,454						

Fund	Levy Request	Max Rate	Auto Set To Max	Calculated Rate	Calculated Taxes	PTELL Factor	PTELL Rate	(w/overrides) Final Rate	Final Taxes	% of Total
007 Road & Bridge	91,100	0.94000		0.41509	91,100.38			0.39773	87,290.25	65.95%
008 Joint Bridge	12,000	0.25000		0.05468	12,000.68			0.05468	12,000.68	9.07%
009 Permanent Road	29,000	0.25000		0.13214	29,000.92			0.13214	29,000.92	21.91%
010 Equipment & Building	4,000	0.10000		0.01823	4,000.96			0.01823	4,000.96	3.02%
035 Insurance	0	0.00000		0.00000	0.00			0.00000	0.00	0.00%
209 Prior Yr Adj (Sb508)	56	0.00000		0.00026	57.06			0.00026	57.06	0.04%
	136,156			0.62040	136,160.00			0.60304	132,349.87	100.00%

Jodie L. Badman

I, Jodie L. Badman, County Clerk for Christian County Illinois, do hereby certify this report to be a true and complete copy of the 2023 extension information.

District Extension Summary

5/29/2024 4:30 pm

T080 - MAY TWP

Tax Year 2023

Assessed (BoR Eq.)	State Equalized (1.00000)	Exemptions	Amount	State Category	Net Taxable Value	After EZ & TIF	Other Information	County	District	
Land:	9,453,622	9,453,622	Improvement:	662,970	Farm:	21,848,073	21,848,073	PTELL:		
Farm Land:	9,514,221	9,514,221	Owner Occupd:	3,750,000	Residential:	26,656,532	26,656,532	New Property EAV:	640,949	640,949
Building:	37,123,111	37,123,111	Leasehold Owner:	36,000	Commercial:	265,306	265,306	Annexations EAV:	0	0
Farm Building:	841,135	841,135	Elderly:	1,144,123	Industrial:	0	0	Disconnection EAV:	0	0
State Assessed:	314,580	314,580	Dis. Veteran:	0	Mineral:	492,340	492,340	Recovered TIF EAV:	0	0
	57,246,669	57,246,669	Sen Freeze:	750,761	Pollution Control:	0	0	Aggregate Extension:	137,737	
Less Assessments < 150	-60	-60	Fraternal Org.:	0	State Railroad:	314,580	314,580	Rate Increase:	0.00000	
	57,246,609	57,246,609	Storm Dmg Improven	0	Local Railroad:	0	0	TIF Loss EAV:	0	
Less Exemptions	-7,669,778	-7,669,778	50% Owner Occupied	0		49,576,831	49,576,831	EZ EAV Reduction:	0	
Net Taxable Value	49,576,831	49,576,831	Part Exempt:	0	Overlapping Counties			EZ Tax Reduction:	0.00	
			Returning Veteran:	0				Industrial Tax Abatement:	0.00	
			Disabled Person:	34,000						
			Disabled 50-69% Vetc	836						
			Disabled 70-100% Ve	1,288,588						
			Natural Disaster:	0						
			Disabled 30-49% Vetc	2,500						
				7,669,778						

Fund	Levy Request	Max Rate	Auto Set To Max	Calculated Rate	Calculated Taxes	PTELL Factor	PTELL Rate	(w/overrides) Final Rate	Final Taxes	% of Total
001 Town General Fund	128,542	0.32000		0.25928	128,542.82			0.25928	128,542.82	92.88%
047 Social Security	9,189	0.00000		0.01854	9,191.55			0.01854	9,191.55	6.64%
209 Prior Yr Adj (Sb508)	662	0.00000		0.00134	664.33			0.00134	664.33	0.48%
	138,393			0.27916	138,398.70			0.27916	138,398.70	100.00%

Jodie L. Badman

I, Jodie L. Badman, County Clerk for Christian County Illinois, do hereby certify this report to be a true and complete copy of the 2023 extension information.

District Extension Summary

5/29/2024 4:30 pm

T08R - MAY TWP RD

Tax Year 2023

	Assessed (BoR Eq.)	State Equalized (1.00000)			State Category	Net Taxable Value	After EZ & TIF	Other Information	County	District
			Exemptions	Amount						
Land:	9,453,622	9,453,622	Improvement:	662,970	Farm:	21,848,073	21,848,073	PTELL:		
Farm Land:	9,514,221	9,514,221	Owner Occupd:	3,750,000	Residential:	26,656,532	26,656,532	New Property EAV:	640,949	640,949
Building:	37,123,111	37,123,111	Leasehold Owner:	36,000	Commercial:	265,306	265,306	Annexations EAV:	0	0
Farm Building:	841,135	841,135	Elderly:	1,144,123	Industrial:	0	0	Disconnection EAV:	0	0
State Assessed:	314,580	314,580	Dis. Veteran:	0	Mineral:	492,340	492,340	Recovered TIF EAV	0	0
	57,246,669	57,246,669	Sen Freeze:	750,761	Pollution Control:	0	0	Aggregate Extension:	174,694	
Less Assessments < 150	-60	-60	Fraternal Org.:	0	State Railroad:	314,580	314,580	Rate Increase:	0.00000	
	57,246,609	57,246,609	Storm Dmg Improven	0	Local Railroad:	0	0	TIF Loss EAV:	0	
Less Exemptions		-7,669,778	50% Owner Occupied	0	49,576,831		49,576,831	EZ EAV Reduction:	0	
Net Taxable Value		49,576,831	Part Exempt:	0	Overlapping Counties			EZ Tax Reduction:	0.00	
			Returning Veteran:	0				Industrial Tax Abatement:	0.00	
			Disabled Person:	34,000						
			Disabled 50-69% Vetc	836						
			Disabled 70-100% Ve	1,288,588						
			Natural Disaster:	0						
			Disabled 30-49% Vetc	2,500						
				7,669,778						

Fund	Levy Request	Max Rate	Auto Set To Max	Calculated Rate	Calculated Taxes	PTELL Factor	PTELL Rate	(w/overrides) Final Rate	Final Taxes	% of Total
007 Road & Bridge	79,690	0.94000		0.16075	79,694.71			0.16075	79,694.71	45.40%
008 Joint Bridge	15,000	0.25000		0.03026	15,001.94			0.03026	15,001.94	8.55%
009 Permanent Road	50,000	0.25000		0.10086	50,003.16			0.10086	50,003.16	28.48%
010 Equipment & Building	30,000	0.10000		0.06052	30,003.88			0.06052	30,003.88	17.09%
035 Insurance	0	0.00000		0.00000	0.00			0.00000	0.00	0.00%
209 Prior Yr Adj (Sb508)	839	0.00000		0.00170	842.81			0.00170	842.81	0.48%
	175,529			0.35409	175,546.50			0.35409	175,546.50	100.00%

Jodie L. Badman

I, Jodie L. Badman, County Clerk for Christian County Illinois, do hereby certify this report to be a true and complete copy of the 2023 extension information.

District Extension Summary

5/29/2024 4:30 pm

T090 - MOSQUITO TWP

Tax Year 2023

Assessed (BoR Eq.)	State Equalized (1.00000)	Exemptions	Amount	State Category	Net Taxable Value	After EZ & TIF	Other Information	County	District	
Land:	1,776,243	1,776,243	Improvement:	76,385	Farm:	25,531,558	25,531,558	PTELL:		
Farm Land:	18,510,242	18,510,242	Owner Occupd:	745,428	Residential:	22,075	22,075	New Property EAV:	603,424	603,424
Building:	8,016,966	8,016,966	Leasehold Owner:	15,055	Commercial:	1,980,808	1,980,808	Annexations EAV:	0	0
Farm Building:	840,448	840,448	Elderly:	247,155	Industrial:	73,453	73,453	Disconnection EAV:	0	0
State Assessed:	0	0	Dis. Veteran:	0	Mineral:	58,214	58,214	Recovered TIF EAV:	0	0
	29,143,899	29,143,899	Sen Freeze:	202,234	Pollution Control:	0	0	Aggregate Extension:	63,577	
Less Assessments < 150	-4,192	-4,192	Fraternal Org.:	0	State Railroad:	0	0	Rate Increase:	0.00000	
	29,139,707	29,139,707	Storm Dmg Improven	0	Local Railroad:	0	0	TIF Loss EAV:	0	
Less Exemptions		-1,473,599	50% Owner Occupied	0		27,666,108	27,666,108	EZ EAV Reduction:	0	
Net Taxable Value		27,666,108	Part Exempt:	0	Overlapping Counties			EZ Tax Reduction:	0.00	
			Returning Veteran:	0				Industrial Tax Abatement:	0.00	
			Disabled Person:	12,000						
			Disabled 50-69% Vetc	0						
			Disabled 70-100% Ve	175,342						
			Natural Disaster:	0						
			Disabled 30-49% Vetc	0						
				1,473,599						

Fund	Levy Request	Max Rate	Auto Set To Max	Calculated Rate	Calculated Taxes	PTELL Factor	PTELL Rate	(w/overrides) Final Rate	Final Taxes	% of Total
001 Town General Fund	53,515	0.45000		0.19344	53,517.28			0.19344	53,517.28	84.02%
005 I M R F	0	0.00000		0.00000	0.00			0.00000	0.00	0.00%
027 Audit	1,313	0.00500		0.00475	1,314.14			0.00475	1,314.14	2.06%
035 Insurance	2,000	0.00000		0.00723	2,000.26			0.00723	2,000.26	3.14%
047 Social Security	6,800	0.00000		0.02458	6,800.32			0.02458	6,800.32	10.68%
209 Prior Yr Adj (Sb508)	63	0.00000		0.00023	63.63			0.00023	63.63	0.10%
	63,691			0.23023	63,695.63			0.23023	63,695.63	100.00%

Jodie L. Badman

I, Jodie L. Badman, County Clerk for Christian County Illinois, do hereby certify this report to be a true and complete copy of the 2023 extension information.

District Extension Summary

5/29/2024 4:30 pm

T09R - MOSQUITO TWP RD

Tax Year 2023

Assessed (BoR Eq.)	State Equalized (1.00000)	Exemptions	Amount	State Category	Net Taxable Value	After EZ & TIF	Other Information	County	District	
Land:	1,776,243	1,776,243	Improvement:	76,385	Farm:	25,531,558	25,531,558	PTELL:		
Farm Land:	18,510,242	18,510,242	Owner Occupd:	745,428	Residential:	22,075	22,075	New Property EAV:	603,424	603,424
Building:	8,016,966	8,016,966	Leasehold Owner:	15,055	Commercial:	1,980,808	1,980,808	Annexations EAV:	0	0
Farm Building:	840,448	840,448	Elderly:	247,155	Industrial:	73,453	73,453	Disconnection EAV:	0	0
State Assessed:	0	0	Dis. Veteran:	0	Mineral:	58,214	58,214	Recovered TIF EAV	0	0
	29,143,899	29,143,899	Sen Freeze:	202,234	Pollution Control:	0	0	Aggregate Extension:	101,486	
Less Assessments < 150	-4,192	-4,192	Fraternal Org.:	0	State Railroad:	0	0	Rate Increase:	0.00000	
	29,139,707	29,139,707	Storm Dmg Improven	0	Local Railroad:	0	0	TIF Loss EAV:	0	
Less Exemptions		-1,473,599	50% Owner Occupied	0		27,666,108	27,666,108	EZ EAV Reduction:	0	
Net Taxable Value		27,666,108	Part Exempt:	0	Overlapping Counties			EZ Tax Reduction:	0.00	
			Returning Veteran:	0				Industrial Tax Abatement:	0.00	
			Disabled Person:	12,000						
			Disabled 50-69% Vetc	0						
			Disabled 70-100% Ve	175,342						
			Natural Disaster:	0						
			Disabled 30-49% Vetc	0						
				1,473,599						

Fund	Levy Request	Max Rate	Auto Set To Max	Calculated Rate	Calculated Taxes	PTELL Factor	PTELL Rate	(w/overrides) Final Rate	Final Taxes	% of Total
005 I M R F	0	0.00000		0.00000	0.00			0.00000	0.00	0.00%
007 Road & Bridge	62,082	0.94000		0.22440	62,082.86			0.22440	62,082.86	59.34%
008 Joint Bridge	4,932	0.25000		0.01783	4,932.88			0.01783	4,932.88	4.71%
009 Permanent Road	21,803	0.25000		0.07881	21,803.70			0.07881	21,803.70	20.84%
010 Equipment & Building	4,291	0.10000		0.01551	4,291.02			0.01551	4,291.02	4.10%
035 Insurance	7,164	0.00000		0.02590	7,165.53			0.02590	7,165.53	6.85%
047 Social Security	4,251	0.00000		0.01537	4,252.29			0.01537	4,252.29	4.06%
209 Prior Yr Adj (Sb508)	100	0.00000		0.00037	102.36			0.00037	102.36	0.10%
	104,623			0.37819	104,630.64			0.37819	104,630.64	100.00%

Jodie L. Badman

I, Jodie L. Badman, County Clerk for Christian County Illinois, do hereby certify this report to be a true and complete copy of the 2023 extension information.

District Extension Summary

5/29/2024 4:30 pm

T100 - MT. AUBURN TWP

Tax Year 2023

Assessed (BoR Eq.)	State Equalized (1.00000)	Exemptions	Amount	State Category	Net Taxable Value	After EZ & TIF	Other Information	County	District	
Land:	4,380,114	4,380,114	Improvement:	167,358	Farm:	26,117,115	26,117,115	PTELL:		
Farm Land:	15,797,990	15,797,990	Owner Occupd:	2,069,610	Residential:	4,336,511	4,336,511	New Property EAV:	195,294	195,294
Building:	15,666,563	15,666,563	Leasehold Owner:	12,000	Commercial:	2,666,055	2,666,055	Annexations EAV:	0	0
Farm Building:	949,291	949,291	Elderly:	596,304	Industrial:	340	340	Disconnection EAV:	0	0
State Assessed:	5,722	5,722	Dis. Veteran:	0	Mineral:	37,002	37,002	Recovered TIF EAV:	0	0
	36,799,680	36,799,680	Sen Freeze:	319,052	Pollution Control:	0	0	Aggregate Extension:	85,985	
Less Assessments < 150	-1,554	-1,554	Fraternal Org.:	28,655	State Railroad:	5,382	5,382	Rate Increase:	0.00000	
	36,798,126	36,798,126	Storm Dmg Improven	0	Local Railroad:	0	0	TIF Loss EAV:	0	
Less Exemptions	-3,635,721	-3,635,721	50% Owner Occupied	3,000		33,162,405	33,162,405	EZ EAV Reduction:	0	
Net Taxable Value	33,162,405		Part Exempt:	0	Overlapping Counties			EZ Tax Reduction:	0.00	
			Returning Veteran:	0				Industrial Tax Abatement:	0.00	
			Disabled Person:	38,000						
			Disabled 50-69% Vetc	0						
			Disabled 70-100% Ve	399,242						
			Natural Disaster:	0						
			Disabled 30-49% Vetc	2,500						
				3,635,721						

Fund	Levy Request	Max Rate	Auto Set To Max	Calculated Rate	Calculated Taxes	PTELL Factor	PTELL Rate	(w/overrides) Final Rate	Final Taxes	% of Total
001 Town General Fund	60,220	0.42000		0.18160	60,222.92			0.18160	60,222.92	69.46%
005 I M R F	1,832	0.00000		0.00553	1,833.88			0.00553	1,833.88	2.12%
017 Cemetery	20,431	0.20000		0.06161	20,431.36			0.06161	20,431.36	23.57%
047 Social Security	4,084	0.00000		0.01232	4,085.61			0.01232	4,085.61	4.71%
209 Prior Yr Adj (Sb508)	124	0.00000		0.00038	126.02			0.00038	126.02	0.15%
	86,691			0.26144	86,699.79			0.26144	86,699.79	100.00%

Jodie L. Badman

I, Jodie L. Badman, County Clerk for Christian County Illinois, do hereby certify this report to be a true and complete copy of the 2023 extension information.

District Extension Summary

5/29/2024 4:30 pm

T10R - MT AUBURN TWP RD

Tax Year 2023

Assessed (BoR Eq.)	State Equalized (1.00000)	Exemptions	Amount	State Category	Net Taxable Value	After EZ & TIF	Other Information	County	District
Land:	4,380,114	4,380,114	Improvement:	167,358	Farm:	26,117,115	PTELL:		
Farm Land:	15,797,990	15,797,990	Owner Occupd:	2,069,610	Residential:	4,336,511	New Property EAV:	195,294	195,294
Building:	15,666,563	15,666,563	Leasehold Owner:	12,000	Commercial:	2,666,055	Annexations EAV:	0	0
Farm Building:	949,291	949,291	Elderly:	596,304	Industrial:	340	Disconnection EAV:	0	0
State Assessed:	5,722	5,722	Dis. Veteran:	0	Mineral:	37,002	Recovered TIF EAV	0	0
	36,799,680	36,799,680	Sen Freeze:	319,052	Pollution Control:	0	Aggregate Extension:	148,098	
Less Assessments < 150	-1,554	-1,554	Fraternal Org.:	28,655	State Railroad:	5,382	Rate Increase:	0.00000	
	36,798,126	36,798,126	Storm Dmg Improven	0	Local Railroad:	0	TIF Loss EAV:	0	
Less Exemptions	-3,635,721	-3,635,721	50% Owner Occupied	3,000		33,162,405	EZ EAV Reduction:	0	
Net Taxable Value	33,162,405		Part Exempt:	0	Overlapping Counties		EZ Tax Reduction:	0.00	
			Returning Veteran:	0			Industrial Tax Abatement:	0.00	
			Disabled Person:	38,000					
			Disabled 50-69% Vetc	0					
			Disabled 70-100% Ve	399,242					
			Natural Disaster:	0					
			Disabled 30-49% Vetc	2,500					
				3,635,721					

Fund	Levy Request	Max Rate	Auto Set To Max	Calculated Rate	Calculated Taxes	PTELL Factor	PTELL Rate	(w/overrides) Final Rate	Final Taxes	% of Total
005 I M R F	2,644	0.00000		0.00798	2,646.34			0.00798	2,646.34	1.73%
007 Road & Bridge	92,572	0.94000		0.27915	92,572.75			0.27915	92,572.75	60.60%
008 Joint Bridge	10,795	0.25000		0.03256	10,797.67			0.03256	10,797.67	7.07%
009 Permanent Road	36,480	0.25000		0.11001	36,481.92			0.11001	36,481.92	23.88%
010 Equipment & Building	7,392	0.10000		0.02230	7,395.21			0.02230	7,395.21	4.84%
047 Social Security	2,654	0.00000		0.00801	2,656.31			0.00801	2,656.31	1.74%
209 Prior Yr Adj (Sb508)	213	0.00000		0.00065	215.56			0.00065	215.56	0.14%
	152,750			0.46066	152,765.76			0.46066	152,765.76	100.00%

Jodie L. Badman

I, Jodie L. Badman, County Clerk for Christian County Illinois, do hereby certify this report to be a true and complete copy of the 2023 extension information.

District Extension Summary

5/29/2024 4:30 pm

T110 - PANA TWP

Tax Year 2023

	Assessed (BoR Eq.)	State Equalized (1.00000)	Exemptions		State Category	Net Taxable Value	After EZ & TIF	Other Information	County	District
				Amount						
Land:	14,035,607	14,035,607	Improvement:	741,132	Farm:	23,939,258	23,935,900	PTELL:		
Farm Land:	11,217,597	11,217,597	Owner Occupd:	10,885,513	Residential:	34,886,335	34,538,678	New Property EAV:	1,289,699	1,289,699
Building:	66,969,913	66,969,913	Leasehold Owner:	1,189,433	Commercial:	14,384,893	12,861,707	Annexations EAV:	0	0
Farm Building:	1,226,941	1,226,941	Elderly:	3,608,626	Industrial:	731,034	730,866	Disconnection EAV:	0	0
State Assessed:	2,418,851	2,418,851	Dis. Veteran:	0	Mineral:	330,126	330,126	Recovered TIF EAV	0	0
	95,868,909	95,868,909	Sen Freeze:	1,658,717	Pollution Control:	0	0	Aggregate Extension:	276,032	
Less Assessments < 150	-921	-921	Fraternal Org.:	85,519	State Railroad:	2,418,788	1,960,404	Rate Increase:	0.00000	
	95,867,988	95,867,988	Storm Dmg Improven	0	Local Railroad:	3,612	3,612	TIF Loss EAV:	2,332,753	
Less Exemptions		-19,173,942	50% Owner Occupied	15,000		76,694,046	74,361,293	EZ EAV Reduction:	0	
Net Taxable Value		76,694,046	Part Exempt:	0	Overlapping Counties			EZ Tax Reduction:	0.00	
			Returning Veteran:	0				Industrial Tax Abatement:	0.00	
			Disabled Person:	230,590						
			Disabled 50-69% Vetc	16,260						
			Disabled 70-100% Ve	733,152						
			Natural Disaster:	0						
			Disabled 30-49% Vetc	10,000						
				19,173,942						

Fund	Levy Request	Max Rate	Auto Set To Max	Calculated Rate	Calculated Taxes	PTELL Factor	PTELL Rate	(w/overrides) Final Rate	Final Taxes	% of Total
001 Town General Fund	139,978	0.25000		0.18825	139,985.13			0.18638	138,594.29	47.55%
005 I M R F	35,010	0.00000		0.04709	35,016.66			0.04709	35,016.66	12.01%
027 Audit	5,835	0.00500		0.00500	3,718.06			0.00500	3,718.06	1.28%
035 Insurance	11,443	0.00000		0.01539	11,444.18			0.01539	11,444.18	3.93%
047 Social Security	23,340	0.00000		0.03139	23,341.96			0.03139	23,341.96	8.01%
054 General Assistance	77,711	0.00000		0.10451	77,714.83			0.10451	77,714.83	26.66%
209 Prior Yr Adj (Sb508)	1,634	0.00000		0.00220	1,635.95			0.00220	1,635.95	0.56%
	294,951			0.39383	292,856.77			0.39196	291,465.93	100.00%



I, Jodie L. Badman, County Clerk for Christian County Illinois, do hereby certify this report to be a true and complete copy of the 2023 extension information.

District Extension Summary

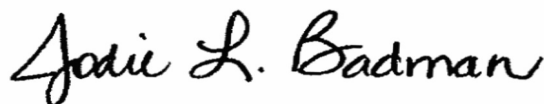
5/29/2024 4:30 pm

T11R - PANA TWP RD

Tax Year 2023

	Assessed (BoR Eq.)	State Equalized (1.00000)	Exemptions		Tax Year 2023			Other		
			Amount	State Category	Net Taxable Value	After EZ & TIF	Information	County	District	
Land:	14,035,607	14,035,607	Improvement:	741,132	Farm:	23,939,258	23,935,900	PTELL:		
Farm Land:	11,217,597	11,217,597	Owner Occupd:	10,885,513	Residential:	34,886,335	34,538,678	New Property EAV:	1,289,699	1,289,699
Building:	66,969,913	66,969,913	Leasehold Owner:	1,189,433	Commercial:	14,384,893	12,861,707	Annexations EAV:	0	0
Farm Building:	1,226,941	1,226,941	Elderly:	3,608,626	Industrial:	731,034	730,866	Disconnection EAV:	0	0
State Assessed:	2,418,851	2,418,851	Dis. Veteran:	0	Mineral:	330,126	330,126	Recovered TIF EAV	0	0
	95,868,909	95,868,909	Sen Freeze:	1,658,717	Pollution Control:	0	0	Aggregate Extension:	293,830	
Less Assessments < 150	-921	-921	Fraternal Org.:	85,519	State Railroad:	2,418,788	1,960,404	Rate Increase:	0.00000	
	95,867,988	95,867,988	Storm Dmg Improven	0	Local Railroad:	3,612	3,612	TIF Loss EAV:	2,332,753	
			50% Owner Occupied	15,000		76,694,046	74,361,293	EZ EAV Reduction:	0	
Less Exemptions		-19,173,942	Part Exempt:	0	Overlapping Counties			EZ Tax Reduction:	0.00	
Net Taxable Value		76,694,046	Returning Veteran:	0				Industrial Tax Abatement:	0.00	
			Disabled Person:	230,590						
			Disabled 50-69% Vetc	16,260						
			Disabled 70-100% Ve	733,152						
			Natural Disaster:	0						
			Disabled 30-49% Vetc	10,000						
				19,173,942						

Fund	Levy Request	Max Rate	Auto Set To Max	Calculated Rate	Calculated Taxes	PTELL Factor	PTELL Rate	(w/overrides) Final Rate	Final Taxes	% of Total
007 Road & Bridge	64,693	0.94000		0.08700	64,694.32	0.97277	0.08463	0.08166	60,723.50	19.37%
008 Joint Bridge	15,320	0.25000		0.02061	15,325.86	0.97277	0.02005	0.02005	14,909.45	4.76%
009 Permanent Road	170,559	0.25000		0.22937	170,562.50	0.97277	0.22312	0.22312	165,915.09	52.92%
010 Equipment & Building	54,310	0.10000		0.07304	54,313.49	0.97277	0.07105	0.07105	52,833.75	16.85%
027 Audit	5,249	0.00500		0.00500	3,718.06	0.97277	0.00486	0.00486	3,613.96	1.15%
035 Insurance	14,140	0.00000		0.01902	14,143.52	0.97277	0.01850	0.01850	13,756.85	4.39%
090 Road Damage	0	0.03300		0.00000	0.00	0.97277		0.00000	0.00	0.00%
209 Prior Yr Adj (Sb508)	1,739	0.00000		0.00234	1,740.06			0.00234	1,740.06	0.56%
	326,010			0.43638	324,497.82		0.42221	0.42158	313,492.66	100.00%



I, Jodie L. Badman, County Clerk for Christian County Illinois, do hereby certify this report to be a true and complete copy of the 2023 extension information.

District Extension Summary

5/29/2024 4:30 pm

T120 - PRAIRIETON TWP

Tax Year 2023

	Assessed (BoR Eq.)	State Equalized (1.00000)	Exemptions	Amount	Tax Year 2023			Other Information	County	District
					State Category	Net Taxable Value	After EZ & TIF			
Land:	2,640,972	2,640,972	Improvement:	122,092	Farm:	21,766,866	21,766,866	PTELL:		
Farm Land:	12,096,476	12,096,476	Owner Occupd:	978,000	Residential:	904,655	904,655	New Property EAV:	169,100	169,100
Building:	9,304,360	9,304,360	Leasehold Owner:	0	Commercial:	231,690	231,690	Annexations EAV:	0	0
Farm Building:	801,354	801,354	Elderly:	303,497	Industrial:	0	0	Disconnection EAV:	0	0
State Assessed:	23,783	23,783	Dis. Veteran:	0	Mineral:	86,974	86,974	Recovered TIF EAV	0	0
	24,866,945	24,866,945	Sen Freeze:	241,959	Pollution Control:	0	0	Aggregate Extension:	86,801	
Less Assessments < 150	-721	-721	Fraternal Org.:	0	State Railroad:	23,783	23,783	Rate Increase:	0.00000	
	24,866,224	24,866,224	Storm Dmg Improven	0	Local Railroad:	0	0	TIF Loss EAV:	0	
Less Exemptions		-1,852,256	50% Owner Occupied	0		23,013,968	23,013,968	EZ EAV Reduction:	0	
Net Taxable Value		23,013,968	Part Exempt:	0	Overlapping Counties			EZ Tax Reduction:	0.00	
			Returning Veteran:	0				Industrial Tax Abatement:	0.00	
			Disabled Person:	22,000						
			Disabled 50-69% Vetc	0						
			Disabled 70-100% Ve	184,708						
			Natural Disaster:	0						
			Disabled 30-49% Vetc	0						
				1,852,256						

Fund	Levy Request	Max Rate	Auto Set To Max	Calculated Rate	Calculated Taxes	PTELL Factor	PTELL Rate	(w/overrides) Final Rate	Final Taxes	% of Total
001 Town General Fund	69,500	0.45000		0.30200	69,502.13			0.30200	69,502.13	76.24%
017 Cemetery	16,600	0.20000		0.07214	16,602.26			0.07214	16,602.26	18.21%
035 Insurance	3,000	0.00000		0.01304	3,001.02			0.01304	3,001.02	3.29%
047 Social Security	2,000	0.00000		0.00870	2,002.21			0.00870	2,002.21	2.20%
209 Prior Yr Adj (Sb508)	56	0.00000		0.00025	57.53			0.00025	57.53	0.06%
	91,156			0.39613	91,165.15			0.39613	91,165.15	100.00%

Jodie L. Badman

I, Jodie L. Badman, County Clerk for Christian County Illinois, do hereby certify this report to be a true and complete copy of the 2023 extension information.

District Extension Summary

5/29/2024 4:30 pm

T12R - PRAIRIETON TWP RD

Tax Year 2023

Assessed (BoR Eq.)	State Equalized (1.00000)	Exemptions	Amount	State Category	Net Taxable Value	After EZ & TIF	Other Information	County	District
Land:	2,640,972	2,640,972	Improvement:	122,092	Farm:	21,766,866	PTELL:		
Farm Land:	12,096,476	12,096,476	Owner Occupd:	978,000	Residential:	904,655	New Property EAV:	169,100	169,100
Building:	9,304,360	9,304,360	Leasehold Owner:	0	Commercial:	231,690	Annexations EAV:	0	0
Farm Building:	801,354	801,354	Elderly:	303,497	Industrial:	0	Disconnection EAV:	0	0
State Assessed:	23,783	23,783	Dis. Veteran:	0	Mineral:	86,974	Recovered TIF EAV	0	0
	24,866,945	24,866,945	Sen Freeze:	241,959	Pollution Control:	0	Aggregate Extension:	115,716	
Less Assessments < 150	-721	-721	Fraternal Org.:	0	State Railroad:	23,783	Rate Increase:	0.00000	
	24,866,224	24,866,224	Storm Dmg Improven	0	Local Railroad:	0	TIF Loss EAV:	0	
Less Exemptions	-1,852,256	-1,852,256	50% Owner Occupied	0		23,013,968	EZ EAV Reduction:	0	
Net Taxable Value	23,013,968	23,013,968	Part Exempt:	0	Overlapping Counties		EZ Tax Reduction:	0.00	
			Returning Veteran:	0			Industrial Tax Abatement:	0.00	
			Disabled Person:	22,000					
			Disabled 50-69% Vetc	0					
			Disabled 70-100% Ve	184,708					
			Natural Disaster:	0					
			Disabled 30-49% Vetc	0					
				1,852,256					

Fund	Levy Request	Max Rate	Auto Set To Max	Calculated Rate	Calculated Taxes	PTELL Factor	PTELL Rate	(w/overrides) Final Rate	Final Taxes	% of Total
005 I M R F	8,800	0.00000		0.03824	8,800.54	0.99026	0.03787	0.03787	8,715.37	7.12%
007 Road & Bridge	63,000	0.94000		0.27375	63,000.74	0.99026	0.27108	0.27108	62,386.26	50.94%
008 Joint Bridge	8,900	0.25000		0.03868	8,901.80	0.99026	0.03830	0.03830	8,814.35	7.20%
009 Permanent Road	30,000	0.25000		0.13036	30,001.01	0.99026	0.12909	0.12909	29,708.73	24.26%
010 Equipment & Building	6,600	0.10000		0.02868	6,600.41	0.99026	0.02840	0.02840	6,535.97	5.34%
035 Insurance	5,200	0.00000		0.02260	5,201.16	0.99026	0.02238	0.02238	5,150.53	4.21%
047 Social Security	1,100	0.00000		0.00478	1,100.07	0.99026	0.00473	0.00473	1,088.56	0.89%
209 Prior Yr Adj (Sb508)	75	0.00000		0.00033	75.95			0.00033	75.95	0.06%
	123,675			0.53742	123,681.67		0.53185	0.53218	122,475.72	100.00%

Jodie L. Badman

I, Jodie L. Badman, County Clerk for Christian County Illinois, do hereby certify this report to be a true and complete copy of the 2023 extension information.

District Extension Summary

5/29/2024 4:30 pm

T130 - RICKS TWP

Tax Year 2023

Assessed (BoR Eq.)	State Equalized (1.00000)	Exemptions	Amount	State Category	Net Taxable Value	After EZ & TIF	Other Information	County	District
Land:	3,165,725	3,165,725	Improvement:	410,785	Farm:	14,938,395	PTELL:		
Farm Land:	10,764,420	10,764,420	Owner Occupd:	2,395,631	Residential:	8,712,330	New Property EAV:	190,076	190,076
Building:	16,359,351	16,359,351	Leasehold Owner:	78,000	Commercial:	3,140,247	Annexations EAV:	0	0
Farm Building:	952,495	952,495	Elderly:	653,879	Industrial:	0	Disconnection EAV:	0	0
State Assessed:	474,874	474,874	Dis. Veteran:	0	Mineral:	2,000	Recovered TIF EAV:	0	0
	31,716,865	31,716,865	Sen Freeze:	477,847	Pollution Control:	0	Aggregate Extension:	65,219	
Less Assessments < 150	-216	-216	Fraternal Org.:	54,365	State Railroad:	474,799	Rate Increase:	0.00000	
	31,716,649	31,716,649	Storm Dmg Improven	0	Local Railroad:	98,250	TIF Loss EAV:	0	
			50% Owner Occupied	0		27,366,021	EZ EAV Reduction:	0	
Less Exemptions		-4,350,628	Part Exempt:	0	Overlapping Counties		EZ Tax Reduction:	0.00	
Net Taxable Value		27,366,021	Returning Veteran:	0			Industrial Tax Abatement:	0.00	
			Disabled Person:	40,000					
			Disabled 50-69% Vetc	15,000					
			Disabled 70-100% Ve	225,121					
			Natural Disaster:	0					
			Disabled 30-49% Vetc	0					
				4,350,628					

Fund	Levy Request	Max Rate	Auto Set To Max	Calculated Rate	Calculated Taxes	PTELL Factor	PTELL Rate	(w/overrides) Final Rate	Final Taxes	% of Total
001 Town General Fund	40,000	0.43000		0.14617	40,000.87			0.14617	40,000.87	99.08%
054 General Assistance	0	0.00000		0.00000	0.00			0.00000	0.00	0.00%
016 Corporate - Lib	0	0.00000		0.00000	0.00			0.00000	0.00	0.00%
209 Prior Yr Adj (Sb508)	371	0.00000		0.00136	372.18			0.00136	372.18	0.92%
	40,371			0.14753	40,373.05			0.14753	40,373.05	100.00%

Jodie L. Badman

I, Jodie L. Badman, County Clerk for Christian County Illinois, do hereby certify this report to be a true and complete copy of the 2023 extension information.

District Extension Summary

5/29/2024 4:30 pm

T13R - RICKS TWP RD

Tax Year 2023

	Assessed (BoR Eq.)	State Equalized (1.00000)	Exemptions		Tax Year 2023			Other		
			Amount	State Category	Net Taxable Value	After EZ & TIF	Information	County	District	
Land:	3,165,725	3,165,725	Improvement:	410,785	Farm:	14,938,395	14,938,395	PTELL:		
Farm Land:	10,764,420	10,764,420	Owner Occupd:	2,395,631	Residential:	8,712,330	8,712,330	New Property EAV:	190,076	190,076
Building:	16,359,351	16,359,351	Leasehold Owner:	78,000	Commercial:	3,140,247	3,140,247	Annexations EAV:	0	0
Farm Building:	952,495	952,495	Elderly:	653,879	Industrial:	0	0	Disconnection EAV:	0	0
State Assessed:	474,874	474,874	Dis. Veteran:	0	Mineral:	2,000	2,000	Recovered TIF EAV:	0	0
	31,716,865	31,716,865	Sen Freeze:	477,847	Pollution Control:	0	0	Aggregate Extension:	133,003	
Less Assessments < 150	-216	-216	Fraternal Org.:	54,365	State Railroad:	474,799	474,799	Rate Increase:	0.00000	
	31,716,649	31,716,649	Storm Dmg Improven	0	Local Railroad:	98,250	98,250	TIF Loss EAV:	0	
Less Exemptions		-4,350,628	50% Owner Occupied	0		27,366,021	27,366,021	EZ EAV Reduction:	0	
Net Taxable Value		27,366,021	Part Exempt:	0	Overlapping Counties			EZ Tax Reduction:	0.00	
			Returning Veteran:	0				Industrial Tax Abatement:	0.00	
			Disabled Person:	40,000						
			Disabled 50-69% Vetc	15,000						
			Disabled 70-100% Ve	225,121						
			Natural Disaster:	0						
			Disabled 30-49% Vetc	0						
				4,350,628						

Fund	Levy Request	Max Rate	Auto Set To Max	Calculated Rate	Calculated Taxes	PTELL Factor	PTELL Rate	(w/overrides) Final Rate	Final Taxes	% of Total
007 Road & Bridge	110,000	0.94000		0.40196	110,000.46			0.40196	110,000.46	78.76%
008 Joint Bridge	11,000	0.25000		0.04020	11,001.14			0.04020	11,001.14	7.88%
009 Permanent Road	9,600	0.25000		0.03508	9,600.00			0.03508	9,600.00	6.87%
010 Equipment & Building	8,300	0.10000		0.03033	8,300.11			0.03033	8,300.11	5.94%
209 Prior Yr Adj (Sb508)	757	0.00000		0.00277	758.04			0.00277	758.04	0.54%
	139,657			0.51034	139,659.75			0.51034	139,659.75	100.00%

Jodie L. Badman

I, Jodie L. Badman, County Clerk for Christian County Illinois, do hereby certify this report to be a true and complete copy of the 2023 extension information.

District Extension Summary

5/29/2024 4:30 pm

T140 - ROSAMOND TWP

Tax Year 2023

	Assessed (BoR Eq.)	State Equalized (1.00000)	Exemptions		Tax Year 2023			Other		
			Amount	State Category	Net Taxable Value	After EZ & TIF	Information	County	District	
Land:	1,501,842	1,501,842	Improvement:	88,353	Farm:	15,519,199	15,519,199	PTELL:		
Farm Land:	10,098,079	10,098,079	Owner Occupd:	738,951	Residential:	556,223	556,223	New Property EAV:	142,464	142,464
Building:	6,350,449	6,350,449	Leasehold Owner:	6,000	Commercial:	1,432,729	1,432,729	Annexations EAV:	0	0
Farm Building:	1,085,265	1,085,265	Elderly:	230,000	Industrial:	0	0	Disconnection EAV:	0	0
State Assessed:	1,113,168	1,113,168	Dis. Veteran:	0	Mineral:	314,869	314,869	Recovered TIF EAV	0	0
	20,148,803	20,148,803	Sen Freeze:	93,611	Pollution Control:	0	0	Aggregate Extension:	37,002	
			Fraternal Org.:	0	State Railroad:	1,113,168	1,113,168	Rate Increase:	0.00000	
			Storm Dmg Improven	0	Local Railroad:	0	0	TIF Loss EAV:	0	
			50% Owner Occupied	0		18,936,188	18,936,188	EZ EAV Reduction:	0	
Less Exemptions		-1,212,615	Part Exempt:	0	Overlapping Counties			EZ Tax Reduction:	0.00	
Net Taxable Value		18,936,188	Returning Veteran:	0				Industrial Tax Abatement:	0.00	
			Disabled Person:	10,702						
			Disabled 50-69% Vetc	0						
			Disabled 70-100% Ve	42,498						
			Natural Disaster:	0						
			Disabled 30-49% Vetc	2,500						
				1,212,615						

Fund	Levy Request	Max Rate	Auto Set To Max	Calculated Rate	Calculated Taxes	PTELL Factor	PTELL Rate	(w/overrides) Final Rate	Final Taxes	% of Total
001 Town General Fund	37,000	0.65000		0.19540	37,001.26			0.19540	37,001.26	99.86%
209 Prior Year Adj (Sb508)	50	0.00000		0.00027	51.13			0.00027	51.13	0.14%
	37,050			0.19567	37,052.39			0.19567	37,052.39	100.00%

Jodie L. Badman

I, Jodie L. Badman, County Clerk for Christian County Illinois, do hereby certify this report to be a true and complete copy of the 2023 extension information.

District Extension Summary

5/29/2024 4:30 pm

T14R - ROSAMOND TWP RD

Tax Year 2023

	Assessed (BoR Eq.)	State Equalized (1.00000)	Exemptions		Tax Year 2023			Other Information		
			Amount	State Category	Net Taxable Value	After EZ & TIF	County	District		
Land:	1,501,842	1,501,842	Improvement:	88,353	Farm:	15,519,199	15,519,199	PTELL:		
Farm Land:	10,098,079	10,098,079	Owner Occupd:	738,951	Residential:	556,223	556,223	New Property EAV:	142,464	142,464
Building:	6,350,449	6,350,449	Leasehold Owner:	6,000	Commercial:	1,432,729	1,432,729	Annexations EAV:	0	0
Farm Building:	1,085,265	1,085,265	Elderly:	230,000	Industrial:	0	0	Disconnection EAV:	0	0
State Assessed:	1,113,168	1,113,168	Dis. Veteran:	0	Mineral:	314,869	314,869	Recovered TIF EAV	0	0
	20,148,803	20,148,803	Sen Freeze:	93,611	Pollution Control:	0	0	Aggregate Extension:	52,905	
			Fraternal Org.:	0	State Railroad:	1,113,168	1,113,168	Rate Increase:	0.00000	
			Storm Dmg Improven	0	Local Railroad:	0	0	TIF Loss EAV:	0	
			50% Owner Occupied	0		18,936,188	18,936,188	EZ EAV Reduction:	0	
Less Exemptions		-1,212,615	Part Exempt:	0	Overlapping Counties			EZ Tax Reduction:	0.00	
Net Taxable Value		18,936,188	Returning Veteran:	0				Industrial Tax Abatement:	0.00	
			Disabled Person:	10,702						
			Disabled 50-69% Vetc	0						
			Disabled 70-100% Ve	42,498						
			Natural Disaster:	0						
			Disabled 30-49% Vetc	2,500						
				1,212,615						

Fund	Levy Request	Max Rate	Auto Set To Max	Calculated Rate	Calculated Taxes	PTELL Factor	PTELL Rate	(w/overrides) Final Rate	Final Taxes	% of Total
007 Road & Bridge	27,900	0.94000		0.14734	27,900.66			0.14734	27,900.66	52.67%
008 Joint Bridge	3,800	0.25000		0.02007	3,800.50			0.02007	3,800.50	7.17%
009 Permanent Road	14,000	0.25000		0.07394	14,001.45			0.07394	14,001.45	26.43%
010 Equipment & Building	5,500	0.10000		0.02905	5,500.98			0.02905	5,500.98	10.38%
035 Insurance	1,700	0.00000		0.00898	1,700.47			0.00898	1,700.47	3.21%
209 Prior Year Adj (Sb508)	71	0.00000		0.00038	71.96			0.00038	71.96	0.14%
	52,971			0.27976	52,976.02			0.27976	52,976.02	100.00%

Jodie L. Badman

I, Jodie L. Badman, County Clerk for Christian County Illinois, do hereby certify this report to be a true and complete copy of the 2023 extension information.

District Extension Summary

5/29/2024 4:30 pm

T150 - SOUTH FORK TWP

Tax Year 2023

Assessed (BoR Eq.)	State Equalized (1.00000)	Exemptions	Amount	State Category	Net Taxable Value	After EZ & TIF	Other Information	County	District	
Land:	9,490,060	9,490,060	Improvement:	597,215	Farm:	30,368,301	30,368,301	PTELL:		
Farm Land:	20,214,901	20,214,901	Owner Occupd:	5,202,074	Residential:	17,740,450	17,740,450	New Property EAV:	324,037	324,037
Building:	42,636,860	42,636,860	Leasehold Owner:	322,685	Commercial:	2,656,449	2,656,449	Annexations EAV:	0	0
Farm Building:	1,375,160	1,375,160	Elderly:	1,392,825	Industrial:	12,156,998	12,156,998	Disconnection EAV:	0	0
State Assessed:	684,971	684,971	Dis. Veteran:	0	Mineral:	81,230	81,230	Recovered TIF EAV	0	0
	74,401,952	74,401,952	Sen Freeze:	1,056,225	Pollution Control:	0	0	Aggregate Extension:	248,712	
Less Assessments < 150	-2,927	-2,927	Fraternal Org.:	39,010	State Railroad:	648,248	648,248	Rate Increase:	0.00000	
	74,399,025	74,399,025	Storm Dmg Improven	0	Local Railroad:	1,152,351	1,152,351	TIF Loss EAV:	0	
Less Exemptions	-9,594,998	-9,594,998	50% Owner Occupied	0		64,804,027	64,804,027	EZ EAV Reduction:	0	
Net Taxable Value	64,804,027	64,804,027	Part Exempt:	0	Overlapping Counties			EZ Tax Reduction:	0.00	
			Returning Veteran:	5,000				Industrial Tax Abatement:	0.00	
			Disabled Person:	115,908						
			Disabled 50-69% Vetc	0						
			Disabled 70-100% Ve	854,056						
			Natural Disaster:	0						
			Disabled 30-49% Vetc	10,000						
				9,594,998						

Fund	Levy Request	Max Rate	Auto Set To Max	Calculated Rate	Calculated Taxes	PTELL Factor	PTELL Rate	(w/overrides) Final Rate	Final Taxes	% of Total
001 Town General Fund	138,000	0.25000		0.21295	138,000.18			0.21193	137,339.18	52.39%
005 I M R F	16,000	0.00000		0.02469	16,000.11			0.02469	16,000.11	6.10%
035 Insurance	9,000	0.00000		0.01389	9,001.28			0.01389	9,001.28	3.43%
047 Social Security	9,500	0.00000		0.01466	9,500.27			0.01466	9,500.27	3.62%
054 General Assistance	89,300	0.00000		0.13781	89,306.43			0.13781	89,306.43	34.06%
209 Prior Yr Adj (Sb508)	1,018	0.00000		0.00158	1,023.90			0.00158	1,023.90	0.39%
	262,818			0.40558	262,832.17			0.40456	262,171.17	100.00%

Jodie L. Badman

I, Jodie L. Badman, County Clerk for Christian County Illinois, do hereby certify this report to be a true and complete copy of the 2023 extension information.

District Extension Summary

5/29/2024 4:30 pm

T15R - SOUTH FORK TWP RD

Tax Year 2023

Assessed (BoR Eq.)	State Equalized (1.00000)	Exemptions	Amount	State Category	Net Taxable Value	After EZ & TIF	Other Information	County	District	
Land:	9,490,060	9,490,060	Improvement:	597,215	Farm:	30,368,301	30,368,301	PTELL:		
Farm Land:	20,214,901	20,214,901	Owner Occupd:	5,202,074	Residential:	17,740,450	17,740,450	New Property EAV:	324,037	324,037
Building:	42,636,860	42,636,860	Leasehold Owner:	322,685	Commercial:	2,656,449	2,656,449	Annexations EAV:	0	0
Farm Building:	1,375,160	1,375,160	Elderly:	1,392,825	Industrial:	12,156,998	12,156,998	Disconnection EAV:	0	0
State Assessed:	684,971	684,971	Dis. Veteran:	0	Mineral:	81,230	81,230	Recovered TIF EAV	0	0
	74,401,952	74,401,952	Sen Freeze:	1,056,225	Pollution Control:	0	0	Aggregate Extension:	329,228	
Less Assessments < 150	-2,927	-2,927	Fraternal Org.:	39,010	State Railroad:	648,248	648,248	Rate Increase:	0.00000	
	74,399,025	74,399,025	Storm Dmg Improven	0	Local Railroad:	1,152,351	1,152,351	TIF Loss EAV:	0	
Less Exemptions	-9,594,998	-9,594,998	50% Owner Occupied	0		64,804,027	64,804,027	EZ EAV Reduction:	0	
Net Taxable Value	64,804,027	64,804,027	Part Exempt:	0	Overlapping Counties			EZ Tax Reduction:	0.00	
			Returning Veteran:	5,000				Industrial Tax Abatement:	0.00	
			Disabled Person:	115,908						
			Disabled 50-69% Vetc	0						
			Disabled 70-100% Ve	854,056						
			Natural Disaster:	0						
			Disabled 30-49% Vetc	10,000						
				9,594,998						

Fund	Levy Request	Max Rate	Auto Set To Max	Calculated Rate	Calculated Taxes	PTELL Factor	PTELL Rate	(w/overrides) Final Rate	Final Taxes	% of Total
005 I M R F	102,000	0.00000		0.15740	102,001.55			0.15740	102,001.55	29.66%
007 Road & Bridge	104,300	0.94000		0.16095	104,302.08			0.15489	100,374.98	29.18%
008 Joint Bridge	16,000	0.25000		0.02469	16,000.12			0.02469	16,000.12	4.65%
009 Permanent Road	62,000	0.25000		0.09568	62,004.51			0.09568	62,004.51	18.03%
010 Equipment & Building	28,000	0.10000		0.04321	28,001.83			0.04321	28,001.83	8.14%
035 Insurance	18,000	0.00000		0.02778	18,002.56			0.02778	18,002.56	5.23%
047 Social Security	16,000	0.00000		0.02469	16,000.12			0.02469	16,000.12	4.65%
060 Unemployment Insurance	200	0.00000		0.00031	200.89			0.00031	200.89	0.06%
209 Prior Yr Adj (Sb508)	1,347	0.00000		0.00208	1,347.92			0.00208	1,347.92	0.39%
	347,847			0.53679	347,861.58			0.53073	343,934.48	100.00%

Jodie L. Badman

I, Jodie L. Badman, County Clerk for Christian County Illinois, do hereby certify this report to be a true and complete copy of the 2023 extension information.

District Extension Summary

5/29/2024 4:30 pm

T160 - STONINGTON TWP

Tax Year 2023

	Assessed (BoR Eq.)	State Equalized (1.00000)	Exemptions		Tax Year 2023			Other		
			Amount	State Category	Net Taxable Value	After EZ & TIF	Information	County	District	
Land:	2,749,436	2,749,436	Improvement:	200,586	Farm:	20,270,986	20,214,608	PTELL:		
Farm Land:	15,918,035	15,918,035	Owner Occupd:	2,057,960	Residential:	8,350,938	8,177,025	New Property EAV:	89,479	89,479
Building:	19,970,969	19,970,969	Leasehold Owner:	30,000	Commercial:	7,117,951	3,722,318	Annexations EAV:	0	0
Farm Building:	922,237	922,237	Elderly:	522,590	Industrial:	0	0	Disconnection EAV:	0	0
State Assessed:	904,070	904,070	Dis. Veteran:	0	Mineral:	62,130	62,130	Recovered TIF EAV	0	0
	40,464,747	40,464,747	Sen Freeze:	486,006	Pollution Control:	0	0	Aggregate Extension:	130,011	
Less Assessments < 150	-165	-165	Fraternal Org.:	33,862	State Railroad:	904,027	853,905	Rate Increase:	0.00000	
	40,464,582	40,464,582	Storm Dmg Improven	0	Local Railroad:	196,920	196,920	TIF Loss EAV:	3,676,046	
Less Exemptions		-3,561,630	50% Owner Occupied	0		36,902,952	33,226,906	EZ EAV Reduction:	0	
Net Taxable Value		36,902,952	Part Exempt:	0	Overlapping Counties			EZ Tax Reduction:	0.00	
			Returning Veteran:	0				Industrial Tax Abatement:	0.00	
			Disabled Person:	28,000						
			Disabled 50-69% Vetc	0						
			Disabled 70-100% Ve	200,126						
			Natural Disaster:	0						
			Disabled 30-49% Vetc	2,500						
				3,561,630						

Fund	Levy Request	Max Rate	Auto Set To Max	Calculated Rate	Calculated Taxes	PTELL Factor	PTELL Rate	(w/overrides) Final Rate	Final Taxes	% of Total
001 Town General Fund	107,500	0.41000		0.32354	107,502.31			0.32354	107,502.31	80.78%
005 I M R F	2,000	0.00000		0.00602	2,000.26			0.00602	2,000.26	1.50%
017 Cemetery	14,000	0.20000		0.04214	14,001.82			0.04214	14,001.82	10.52%
035 Insurance	5,000	0.00000		0.01505	5,000.65			0.01505	5,000.65	3.76%
047 Social Security	2,000	0.00000		0.00602	2,000.26			0.00602	2,000.26	1.50%
054 General Assistance	2,500	0.00000		0.00753	2,501.99			0.00753	2,501.99	1.88%
209 Prior Yr Adj (Sb508)	76	0.00000		0.00023	76.42			0.00023	76.42	0.06%
	133,076			0.40053	133,083.71			0.40053	133,083.71	100.00%

Jodie L. Badman

I, Jodie L. Badman, County Clerk for Christian County Illinois, do hereby certify this report to be a true and complete copy of the 2023 extension information.

District Extension Summary

5/29/2024 4:30 pm

T16R - STONINGTON TWP RD

Tax Year 2023

	Assessed (BoR Eq.)	State Equalized (1.00000)	Exemptions		Tax Year 2023			Other		
			Amount	State Category	Net Taxable Value	After EZ & TIF	Information	County	District	
Land:	2,749,436	2,749,436	Improvement:	200,586	Farm:	20,270,986	20,214,608	PTELL:		
Farm Land:	15,918,035	15,918,035	Owner Occupd:	2,057,960	Residential:	8,350,938	8,177,025	New Property EAV:	89,479	89,479
Building:	19,970,969	19,970,969	Leasehold Owner:	30,000	Commercial:	7,117,951	3,722,318	Annexations EAV:	0	0
Farm Building:	922,237	922,237	Elderly:	522,590	Industrial:	0	0	Disconnection EAV:	0	0
State Assessed:	904,070	904,070	Dis. Veteran:	0	Mineral:	62,130	62,130	Recovered TIF EAV	0	0
	40,464,747	40,464,747	Sen Freeze:	486,006	Pollution Control:	0	0	Aggregate Extension:	158,010	
Less Assessments < 150	-165	-165	Fraternal Org.:	33,862	State Railroad:	904,027	853,905	Rate Increase:	0.00000	
	40,464,582	40,464,582	Storm Dmg Improven	0	Local Railroad:	196,920	196,920	TIF Loss EAV:	3,676,046	
Less Exemptions		-3,561,630	50% Owner Occupied	0		36,902,952	33,226,906	EZ EAV Reduction:	0	
Net Taxable Value		36,902,952	Part Exempt:	0	Overlapping Counties			EZ Tax Reduction:	0.00	
			Returning Veteran:	0				Industrial Tax Abatement:	0.00	
			Disabled Person:	28,000						
			Disabled 50-69% Vetc	0						
			Disabled 70-100% Ve	200,126						
			Natural Disaster:	0						
			Disabled 30-49% Vetc	2,500						
				3,561,630						

Fund	Levy Request	Max Rate	Auto Set To Max	Calculated Rate	Calculated Taxes	PTELL Factor	PTELL Rate	(w/overrides) Final Rate	Final Taxes	% of Total
005 I M R F	4,000	0.00000		0.01204	4,000.51			0.01204	4,000.51	2.48%
007 Road & Bridge	87,500	0.94000		0.26335	87,503.05			0.26335	87,503.05	54.32%
009 Permanent Road	44,500	0.25000		0.13393	44,500.79			0.13393	44,500.79	27.62%
010 Equipment & Building	16,000	0.10000		0.04816	16,002.08			0.04816	16,002.08	9.93%
035 Insurance	5,000	0.00000		0.01505	5,000.65			0.01505	5,000.65	3.10%
047 Social Security	4,000	0.00000		0.01204	4,000.52			0.01204	4,000.52	2.48%
209 Prior Yr Adj (Sb508)	92	0.00000		0.00028	93.04			0.00028	93.04	0.06%
	161,092			0.48485	161,100.64			0.48485	161,100.64	100.00%

Jodie L. Badman

I, Jodie L. Badman, County Clerk for Christian County Illinois, do hereby certify this report to be a true and complete copy of the 2023 extension information.

District Extension Summary

5/29/2024 4:30 pm

T170 - TAYLORVILLE TWP

Tax Year 2023

	Assessed (BoR Eq.)	State Equalized (1.00000)	Exemptions		Tax Year 2023			Other				
			Amount	State Category	Net Taxable Value	After EZ & TIF	Information	County	District			
Land:	41,446,208	41,446,208	Improvement:	3,024,620	Farm:	29,174,811	29,037,844	PTELL:				
Farm Land:	12,641,927	12,641,927	Owner Occupd:	20,534,746	Residential:	105,926,036	105,852,874	New Property EAV:	2,265,407	2,265,407		
Building:	181,180,698	181,180,698	Leasehold Owner:	1,979,745	Commercial:	54,031,070	51,368,085	Annexations EAV:	0	0		
Farm Building:	1,971,348	1,971,348	Elderly:	6,599,870	Industrial:	8,128,840	8,121,442	Disconnection EAV:	0	0		
State Assessed:	1,932,414	1,932,414	Dis. Veteran:	0	Mineral:	15,584	15,584	Recovered TIF EAV	0	0		
	239,172,595	239,172,595	Sen Freeze:	4,003,773	Pollution Control:	0	0	Aggregate Extension:	334,596			
Less Assessments < 150	-546	-546	Fraternal Org.:	154,126	State Railroad:	1,929,919	1,929,919	Rate Increase:	0.00000			
	239,172,049	239,172,049	Storm Dmg Improven	0	Local Railroad:	6,935	6,935	TIF Loss EAV:	2,728,542			
Less Exemptions		-39,958,854	50% Owner Occupied	12,000	199,213,195			196,332,683			EZ EAV Reduction:	151,970
Net Taxable Value		199,213,195	Part Exempt:	2,500	Overlapping Counties			EZ Tax Reduction:			261.82	
			Returning Veteran:	5,000				Industrial Tax Abatement:			104.20	
			Disabled Person:	333,301								
			Disabled 50-69% Vetc	76,215								
			Disabled 70-100% Ve	2,763,159								
			Natural Disaster:	457,299								
			Disabled 30-49% Vetc	12,500								
				39,958,854								

Fund	Levy Request	Max Rate	Auto Set To Max	Calculated Rate	Calculated Taxes	PTELL Factor	PTELL Rate	(w/overrides) Final Rate	Final Taxes	% of Total
001 Town General Fund	192,716	0.25000		0.09816	192,660.69			0.09816	192,660.69	56.98%
005 I M R F	17,000	0.00000		0.00866	16,997.16			0.00866	16,997.16	5.03%
035 Insurance	17,000	0.00000		0.00866	16,997.16			0.00866	16,997.16	5.03%
047 Social Security	19,000	0.00000		0.00968	18,999.14			0.00968	18,999.14	5.62%
054 General Assistance	90,962	0.00000		0.04634	90,952.48			0.04634	90,952.48	26.90%
209 Prior Yr Adj (Sb508)	1,525	0.00000		0.00078	1,530.92			0.00078	1,530.92	0.45%
	338,203			0.17228	338,137.55			0.17228	338,137.55	100.00%

Jodie L. Badman

I, Jodie L. Badman, County Clerk for Christian County Illinois, do hereby certify this report to be a true and complete copy of the 2023 extension information.

District Extension Summary

5/29/2024 4:30 pm

T17R - TAYLORVILLE TWP RD

Tax Year 2023

	Assessed (BoR Eq.)	State Equalized (1.00000)			State Category	Net Taxable Value	After EZ & TIF	Other Information	County	District
			Exemptions	Amount						
Land:	41,446,208	41,446,208	Improvement:	3,024,620	Farm:	29,174,811	29,037,844	PTELL:		
Farm Land:	12,641,927	12,641,927	Owner Occupd:	20,534,746	Residential:	105,926,036	105,852,874	New Property EAV:	2,265,407	2,265,407
Building:	181,180,698	181,180,698	Leasehold Owner:	1,979,745	Commercial:	54,031,070	51,368,085	Annexations EAV:	0	0
Farm Building:	1,971,348	1,971,348	Elderly:	6,599,870	Industrial:	8,128,840	8,121,442	Disconnection EAV:	0	0
State Assessed:	1,932,414	1,932,414	Dis. Veteran:	0	Mineral:	15,584	15,584	Recovered TIF EAV	0	0
	239,172,595	239,172,595	Sen Freeze:	4,003,773	Pollution Control:	0	0	Aggregate Extension:	523,341	
Less Assessments < 150	-546	-546	Fraternal Org.:	154,126	State Railroad:	1,929,919	1,929,919	Rate Increase:	0.00000	
	239,172,049	239,172,049	Storm Dmg Improven	0	Local Railroad:	6,935	6,935	TIF Loss EAV:	2,728,542	
Less Exemptions		-39,958,854	50% Owner Occupied	12,000		199,213,195	196,332,683	EZ EAV Reduction:	151,970	
Net Taxable Value		199,213,195	Part Exempt:	2,500	Overlapping Counties			EZ Tax Reduction:	412.69	
			Returning Veteran:	5,000				Industrial Tax Abatement:	164.25	
			Disabled Person:	333,301						
			Disabled 50-69% Vetc	76,215						
			Disabled 70-100% Ve	2,763,159						
			Natural Disaster:	457,299						
			Disabled 30-49% Vetc	12,500						
				39,958,854						

Fund	Levy Request	Max Rate	Auto Set To Max	Calculated Rate	Calculated Taxes	PTELL Factor	PTELL Rate	(w/overrides) Final Rate	Final Taxes	% of Total
005 I M R F	10,500	0.00000		0.00535	10,500.57			0.00535	10,500.57	1.97%
007 Road & Bridge	178,707	0.94000		0.09103	178,666.58			0.09103	178,666.58	33.52%
008 Joint Bridge	55,000	0.25000		0.02802	54,995.47			0.02802	54,995.47	10.32%
009 Permanent Road	180,500	0.25000		0.09194	180,452.66			0.09194	180,452.66	33.86%
010 Equipment & Building	72,500	0.10000		0.03693	72,483.32			0.03693	72,483.32	13.60%
035 Insurance	23,000	0.00000		0.01172	23,003.10			0.01172	23,003.10	4.32%
047 Social Security	10,500	0.00000		0.00535	10,500.56			0.00535	10,500.56	1.97%
209 Prior Yr Adj (Sb508)	2,386	0.00000		0.00122	2,394.52			0.00122	2,394.52	0.45%
	533,093			0.27156	532,996.78			0.27156	532,996.78	100.00%

Jodie L. Badman

I, Jodie L. Badman, County Clerk for Christian County Illinois, do hereby certify this report to be a true and complete copy of the 2023 extension information.

District Extension Summary

5/29/2024 4:30 pm

TF01 - PANA TIF 01

Tax Year 2023

	Assessed (BoR Eq.)	State Equalized (1.00000)	Exemptions	Amount	Tax Year 2023			Other Information	County	District
					State Category	Net Taxable Value	After EZ & TIF			
Land:	1,368,572	1,368,572	Improvement:	2,075	Farm:	7,286	3,928	PTELL:		
Farm Land:	7,286	7,286	Owner Occupd:	141,897	Residential:	319,456	228,650	New Property EAV:	0	0
Building:	4,408,099	4,408,099	Leasehold Owner:	32,155	Commercial:	5,158,569	3,635,383	Annexations EAV:	0	0
Farm Building:	0	0	Elderly:	32,687	Industrial:	3,516	3,348	Disconnection EAV:	0	0
State Assessed:	621,099	621,099	Dis. Veteran:	0	Mineral:	0	0	Recovered TIF EAV:	0	0
	6,405,056	6,405,056	Sen Freeze:	17,837	Pollution Control:	0	0	Aggregate Extension:	0	
Less Assessments < 150	-72	-72	Fraternal Org.:	45,796	State Railroad:	621,099	162,715	Rate Increase:	0.00000	
	6,404,984	6,404,984	Storm Dmg Improven	0	Local Railroad:	1,665	1,665	TIF Loss EAV:	2,075,902	
Less Exemptions		-293,393	50% Owner Occupied	0		6,111,591	4,035,689	EZ EAV Reduction:	0	
Net Taxable Value		6,111,591	Part Exempt:	0	Overlapping Counties			EZ Tax Reduction:	0.00	
			Returning Veteran:	0				Industrial Tax Abatement:	0.00	
			Disabled Person:	0						
			Disabled 50-69% Vetc	0						
			Disabled 70-100% Ve	20,946						
			Natural Disaster:	0						
			Disabled 30-49% Vetc	0						
				293,393						

Fund	Levy Request	Max Rate	Auto Set To Max	Calculated Rate	Calculated Taxes	PTELL Factor	PTELL Rate	(w/overrides) Final Rate	Final Taxes	% of Total
001 Corporate	0	0.00000		0.00000	0.00			0.00000	0.00	0.00%
001 Corporate	0	0.00000		0.00000	204,900.93			0.00000	204,900.93	0.00%
	0			0.00000	204,900.93			0.00000	204,900.93	0.00%

Jodie L. Badman

I, Jodie L. Badman, County Clerk for Christian County Illinois, do hereby certify this report to be a true and complete copy of the 2023 extension information.

District Extension Summary

5/29/2024 4:30 pm

TF02 - STONINGTON TIF 1

Tax Year 2023

	Assessed (BoR Eq.)	State Equalized (1.00000)	Exemptions	Amount	Tax Year 2023			Other Information	County	District
					State Category	Net Taxable Value	After EZ & TIF			
Land:	454,359	454,359	Improvement:	3,341	Farm:	187,670	131,292	PTELL:		
Farm Land:	95,346	95,346	Owner Occupd:	170,200	Residential:	890,598	716,685	New Property EAV:	0	0
Building:	6,910,831	6,910,831	Leasehold Owner:	0	Commercial:	5,908,841	2,513,208	Annexations EAV:	0	0
Farm Building:	7,000	7,000	Elderly:	35,000	Industrial:	0	0	Disconnection EAV:	0	0
State Assessed:	246,488	246,488	Dis. Veteran:	0	Mineral:	0	0	Recovered TIF EAV:	0	0
	7,714,024	7,714,024	Sen Freeze:	30,355	Pollution Control:	0	0	Aggregate Extension:	0	
Less Assessments < 150	-11	-11	Fraternal Org.:	25,057	State Railroad:	246,488	196,366	Rate Increase:	0.00000	
	7,714,013	7,714,013	Storm Dmg Improven	0	Local Railroad:	196,920	196,920	TIF Loss EAV:	3,676,046	
Less Exemptions		-283,496	50% Owner Occupied	0		7,430,517	3,754,471	EZ EAV Reduction:	0	
Net Taxable Value		7,430,517	Part Exempt:	0	Overlapping Counties			EZ Tax Reduction:	0.00	
			Returning Veteran:	0				Industrial Tax Abatement:	0.00	
			Disabled Person:	4,000						
			Disabled 50-69% Vetc	0						
			Disabled 70-100% Ve	15,543						
			Natural Disaster:	0						
			Disabled 30-49% Vetc	0						
				283,496						

Fund	Levy Request	Max Rate	Auto Set To Max	Calculated Rate	Calculated Taxes	PTELL Factor	PTELL Rate	(w/overrides) Final Rate	Final Taxes	% of Total
001 Corporate	0	0.00000		0.00000	270,449.55			0.00000	270,449.55	0.00%
	0			0.00000	270,449.55			0.00000	270,449.55	0.00%

Jodie L. Badman

I, Jodie L. Badman, County Clerk for Christian County Illinois, do hereby certify this report to be a true and complete copy of the 2023 extension information.

District Extension Summary

5/29/2024 4:30 pm

TF03 - ASSUMPTION TIF 01

Tax Year 2023

	Assessed (BoR Eq.)	State Equalized (1.00000)	Exemptions	Amount	Tax Year 2023		Other Information	County	District
					State Category	Net Taxable Value			
Land:	924,894	924,894	Improvement:	11,607	Farm:	278,160	242,265	PTELL:	
Farm Land:	81,019	81,019	Owner Occupd:	216,000	Residential:	1,026,195	943,906	New Property EAV:	0
Building:	6,604,273	6,604,273	Leasehold Owner:	24,000	Commercial:	3,619,624	2,680,739	Annexations EAV:	371,750
Farm Building:	30,110	30,110	Elderly:	45,000	Industrial:	2,363,823	1,940,384	Disconnection EAV:	0
State Assessed:	10,516	10,516	Dis. Veteran:	0	Mineral:	0	0	Recovered TIF EAV:	0
	7,650,812	7,650,812	Sen Freeze:	20,614	Pollution Control:	0	0	Aggregate Extension:	0
Less Assessments < 150	-20	-20	Fraternal Org.:	33,253	State Railroad:	10,516	10,516	Rate Increase:	0.00000
	7,650,792	7,650,792	Storm Dmg Improven	0	Local Railroad:	0	0	TIF Loss EAV:	1,480,508
Less Exemptions		-352,474	50% Owner Occupied	0		7,298,318	5,817,810	EZ EAV Reduction:	0
Net Taxable Value		7,298,318	Part Exempt:	0	Overlapping Counties			EZ Tax Reduction:	0.00
			Returning Veteran:	0				Industrial Tax Abatement:	0.00
			Disabled Person:	2,000					
			Disabled 50-69% Vetc	0					
			Disabled 70-100% Ve	0					
			Natural Disaster:	0					
			Disabled 30-49% Vetc	0					
				352,474					

Fund	Levy Request	Max Rate	Auto Set To Max	Calculated Rate	Calculated Taxes	PTELL Factor	PTELL Rate	(w/overrides) Final Rate	Final Taxes	% of Total
001 Corporate	0	0.00000		0.00000	126,311.87			0.00000	126,311.87	0.00%
	0			0.00000	126,311.87			0.00000	126,311.87	0.00%

Jodie L. Badman

I, Jodie L. Badman, County Clerk for Christian County Illinois, do hereby certify this report to be a true and complete copy of the 2023 extension information.

District Extension Summary

5/29/2024 4:30 pm

TF04 - TAYLORVILLE TIF 01

Tax Year 2023

Assessed (BoR Eq.)	State Equalized (1.00000)	Exemptions	Amount	State Category	Net Taxable Value	After EZ & TIF	Other Information	County	District
Land:	2,598,623	2,598,623	Improvement:	3,659	Farm:	535,764	398,797	PTELL:	
Farm Land:	374,651	374,651	Owner Occupd:	60,000	Residential:	222,035	148,873	New Property EAV:	0
Building:	8,676,761	8,676,761	Leasehold Owner:	0	Commercial:	10,746,728	8,228,315	Annexations EAV:	0
Farm Building:	12,270	12,270	Elderly:	30,000	Industrial:	0	0	Disconnection EAV:	0
State Assessed:	0	0	Dis. Veteran:	0	Mineral:	0	0	Recovered TIF EAV:	0
	11,662,305	11,662,305	Sen Freeze:	62,119	Pollution Control:	0	0	Aggregate Extension:	0
			Fraternal Org.:	0	State Railroad:	0	0	Rate Increase:	0.00000
			Storm Dmg Improven	0	Local Railroad:	0	0	TIF Loss EAV:	2,728,542
			50% Owner Occupied	0		11,504,527	8,775,985	EZ EAV Reduction:	0
Less Exemptions		-157,778	Part Exempt:	0	Overlapping Counties			EZ Tax Reduction:	0.00
Net Taxable Value	11,504,527		Returning Veteran:	0				Industrial Tax Abatement:	0.00
			Disabled Person:	2,000					
			Disabled 50-69% Vetc	0					
			Disabled 70-100% Ve	0					
			Natural Disaster:	0					
			Disabled 30-49% Vetc	0					
				157,778					

Fund	Levy Request	Max Rate	Auto Set To Max	Calculated Rate	Calculated Taxes	PTELL Factor	PTELL Rate	(w/overrides) Final Rate	Final Taxes	% of Total
001 Corporate	0	0.00000		0.00000	223,660.69			0.00000	223,660.69	0.00%
	0			0.00000	223,660.69			0.00000	223,660.69	0.00%

Jodie L. Badman

I, Jodie L. Badman, County Clerk for Christian County Illinois, do hereby certify this report to be a true and complete copy of the 2023 extension information.

District Extension Summary

5/29/2024 4:30 pm

TF05 - PANA LAKE TIF

Tax Year 2023

	Assessed (BoR Eq.)	State Equalized (1.00000)	Exemptions	Amount	Tax Year 2023			Other Information	County	District
					State Category	Net Taxable Value	After EZ & TIF			
Land:	355,548	355,548	Improvement:	76,943	Farm:	11,545	11,545	PTELL:		
Farm Land:	0	0	Owner Occupd:	245,616	Residential:	1,373,328	1,116,477	New Property EAV:	0	0
Building:	1,498,337	1,498,337	Leasehold Owner:	0	Commercial:	0	0	Annexations EAV:	1,384,873	1,384,873
Farm Building:	0	0	Elderly:	78,438	Industrial:	0	0	Disconnection EAV:	0	0
State Assessed:	0	0	Dis. Veteran:	0	Mineral:	0	0	Recovered TIF EAV	0	0
	1,853,885	1,853,885	Sen Freeze:	54,015	Pollution Control:	0	0	Aggregate Extension:	0	
			Fraternal Org.:	0	State Railroad:	0	0	Rate Increase:	0.00000	
			Storm Dmg Improven	0	Local Railroad:	0	0	TIF Loss EAV:	256,851	
			50% Owner Occupied	0		1,384,873	1,128,022	EZ EAV Reduction:	0	
Less Exemptions		-469,012	Part Exempt:	0	Overlapping Counties			EZ Tax Reduction:	0.00	
Net Taxable Value		1,384,873	Returning Veteran:	0				Industrial Tax Abatement:	0.00	
			Disabled Person:	14,000						
			Disabled 50-69% Vetc	0						
			Disabled 70-100% Ve	0						
			Natural Disaster:	0						
			Disabled 30-49% Vetc	0						
				469,012						

Fund	Levy Request	Max Rate	Auto Set To Max	Calculated Rate	Calculated Taxes	PTELL Factor	PTELL Rate	(w/overrides) Final Rate	Final Taxes	% of Total
001 Corporate	0	0.00000		0.00000	25,352.49			0.00000	25,352.49	0.00%
	0			0.00000	25,352.49			0.00000	25,352.49	0.00%

Jodie L. Badman

I, Jodie L. Badman, County Clerk for Christian County Illinois, do hereby certify this report to be a true and complete copy of the 2023 extension information.

District Extension Summary

5/29/2024 4:30 pm

V010 - ASSUMPTION CITY

Tax Year 2023

Assessed (BoR Eq.)	State Equalized (1.00000)	Exemptions	Amount	State Category	Net Taxable Value	After EZ & TIF	Other Information	County	District	
Land:	2,920,475	2,920,475	Improvement:	220,350	Farm:	518,101	482,206	PTELL:		
Farm Land:	83,582	83,582	Owner Occupd:	2,362,533	Residential:	9,606,746	9,524,457	New Property EAV:	307,354	307,354
Building:	17,593,619	17,593,619	Leasehold Owner:	126,000	Commercial:	4,106,964	3,168,079	Annexations EAV:	14,833	14,833
Farm Building:	30,110	30,110	Elderly:	629,457	Industrial:	2,366,209	1,942,770	Disconnection EAV:	0	0
State Assessed:	10,516	10,516	Dis. Veteran:	0	Mineral:	0	0	Recovered TIF EAV	0	0
	20,638,302	20,638,302	Sen Freeze:	373,940	Pollution Control:	0	0	Aggregate Extension:	166,851	
Less Assessments < 150	-20	-20	Fraternal Org.:	33,253	State Railroad:	10,516	10,516	Rate Increase:	0.00000	
	20,638,282	20,638,282	Storm Dmg Improven	0	Local Railroad:	187	187	TIF Loss EAV:	1,480,508	
Less Exemptions	-4,029,559	-4,029,559	50% Owner Occupied	0		16,608,723	15,128,215	EZ EAV Reduction:	0	
Net Taxable Value	16,608,723		Part Exempt:	0	Overlapping Counties			EZ Tax Reduction:	0.00	
			Returning Veteran:	0				Industrial Tax Abatement:	0.00	
			Disabled Person:	28,625						
			Disabled 50-69% Vetc	0						
			Disabled 70-100% Ve	250,401						
			Natural Disaster:	0						
			Disabled 30-49% Vetc	5,000						
				4,029,559						

Fund	Levy Request	Max Rate	Auto Set To Max	Calculated Rate	Calculated Taxes	PTELL Factor	PTELL Rate	(w/overrides) Final Rate	Final Taxes	% of Total
001 Corporate	59,964	0.43750		0.39638	59,965.21			0.39638	59,965.21	34.47%
014 Police Protection	7,627	0.60000		0.05042	7,627.65			0.05042	7,627.65	4.38%
025 Garbage	20,438	0.20000		0.13510	20,438.22			0.13510	20,438.22	11.75%
026 Chlorination	2,307	0.07500		0.01525	2,307.05			0.01525	2,307.05	1.33%
027 Audit	0	0.00000		0.00000	0.00			0.00000	0.00	0.00%
035 Insurance	0	0.00000		0.00000	0.00			0.00000	0.00	0.00%
047 Social Security	16,171	0.00000		0.10690	16,172.06			0.10690	16,172.06	9.29%
060 Unemployment Insurance	428	0.00000		0.00283	428.13			0.00283	428.13	0.25%
099 Road & Bridge - Assumption	9,929	0.00000		0.06564	9,930.16			0.06564	9,930.16	5.71%
043 Playground & Rec	8,468	0.20000		0.05598	8,468.77			0.05598	8,468.77	4.87%
005 I M R F	47,353	0.00000		0.31302	47,354.33			0.31302	47,354.33	27.22%
209 Prior Yr Adj (Sb508)	1,296	0.00000		0.00857	1,296.49			0.00857	1,296.49	0.75%
	173,981			1.15009	173,988.07			1.15009	173,988.07	100.00%

Jodie L. Badman

I, Jodie L. Badman, County Clerk for Christian County Illinois, do hereby certify this report to be a true and complete copy of the 2023 extension information.

District Extension Summary

5/29/2024 4:30 pm

V020 - BULPITT VILLAGE

Tax Year 2023

Assessed (BoR Eq.)	State Equalized (1.00000)	Exemptions	Amount	State Category	Net Taxable Value	After EZ & TIF	Other Information	County	District
Land: 249,236	249,236	Improvement:	40,154	Farm:	0	0	PTELL:		
Farm Land: 0	0	Owner Occupd:	390,790	Residential:	1,184,003	1,184,003	New Property EAV:	43,889	43,889
Building: 1,661,486	1,661,486	Leasehold Owner:	25,993	Commercial:	110,857	110,857	Annexations EAV:	0	0
Farm Building: 0	0	Elderly:	89,713	Industrial:	0	0	Disconnection EAV:	0	0
State Assessed: 9,846	9,846	Dis. Veteran:	0	Mineral:	0	0	Recovered TIF EAV	0	0
1,920,568	1,920,568	Sen Freeze:	56,712	Pollution Control:	0	0	Aggregate Extension:	2,731	
		Fraternal Org.:	0	State Railroad:	9,846	9,846	Rate Increase:	0.00000	
		Storm Dmg Improven	0	Local Railroad:	0	0	TIF Loss EAV:	0	
		50% Owner Occupied	0		1,304,706	1,304,706	EZ EAV Reduction:	0	
Less Exemptions	-615,862	Part Exempt:	0	Overlapping Counties			EZ Tax Reduction:	0.00	
Net Taxable Value	1,304,706	Returning Veteran:	0				Industrial Tax Abatement:	0.00	
		Disabled Person:	10,000						
		Disabled 50-69% Vetc	0						
		Disabled 70-100% Ve	0						
		Natural Disaster:	0						
		Disabled 30-49% Vetc	2,500						
			615,862						

Fund	Levy Request	Max Rate	Auto Set To Max	Calculated Rate	Calculated Taxes	PTELL Factor	PTELL Rate	(w/overrides) Final Rate	Final Taxes	% of Total
001 Corporate	2,119	0.43750		0.16242	2,119.12			0.16242	2,119.12	77.59%
035 Insurance	612	0.00000		0.04691	612.04			0.04691	612.04	22.41%
099 Road & Bridge - Bulpitt	0	0.00000		0.00000	0.00			0.00000	0.00	0.00%
209 Prior Yr Adj (Sb508)	0	0.00000		0.00000	0.00			0.00000	0.00	0.00%
	2,731			0.20933	2,731.16			0.20933	2,731.16	100.00%

Jodie L. Badman

I, Jodie L. Badman, County Clerk for Christian County Illinois, do hereby certify this report to be a true and complete copy of the 2023 extension information.

District Extension Summary

5/29/2024 4:30 pm

V030 - EDINBURG VILLAGE

Tax Year 2023

Assessed (BoR Eq.)	State Equalized (1.00000)	Exemptions	Amount	State Category	Net Taxable Value	After EZ & TIF	Other Information	County	District
Land:	2,441,775	2,441,775	Improvement:	201,528	Farm:	417,326	417,326	PTELL:	
Farm Land:	14,458	14,458	Owner Occupd:	2,002,177	Residential:	11,534,405	11,534,405	New Property EAV:	116,297
Building:	14,330,333	14,330,333	Leasehold Owner:	132,000	Commercial:	1,712,429	1,712,429	Annexations EAV:	0
Farm Building:	2,000	2,000	Elderly:	483,615	Industrial:	0	0	Disconnection EAV:	0
State Assessed:	0	0	Dis. Veteran:	0	Mineral:	0	0	Recovered TIF EAV:	0
	16,788,566	16,788,566	Sen Freeze:	218,450	Pollution Control:	0	0	Aggregate Extension:	91,065
			Fraternal Org.:	7,220	State Railroad:	0	0	Rate Increase:	0.00000
			Storm Dmg Improven	0	Local Railroad:	0	0	TIF Loss EAV:	0
			50% Owner Occupied	0		13,664,160	13,664,160	EZ EAV Reduction:	0
Less Exemptions		-3,124,406	Part Exempt:	0	Overlapping Counties			EZ Tax Reduction:	0.00
Net Taxable Value		13,664,160	Returning Veteran:	0				Industrial Tax Abatement:	0.00
			Disabled Person:	24,000					
			Disabled 50-69% Vetc	5,836					
			Disabled 70-100% Ve	49,580					
			Natural Disaster:	0					
			Disabled 30-49% Vetc	0					
				3,124,406					

Fund	Levy Request	Max Rate	Auto Set To Max	Calculated Rate	Calculated Taxes	PTELL Factor	PTELL Rate	(w/overrides) Final Rate	Final Taxes	% of Total
001 Corporate	26,183	0.43750		0.19162	26,183.27			0.19162	26,183.27	27.34%
005 I M R F	33,356	0.00000		0.24412	33,356.95			0.24412	33,356.95	34.83%
014 Police Protection	6,404	0.60000		0.04687	6,404.39			0.04687	6,404.39	6.69%
046 Civil Defense	1,755	0.05000		0.01285	1,755.84			0.01285	1,755.84	1.83%
047 Social Security	27,911	0.00000		0.20427	27,911.78			0.20427	27,911.78	29.14%
099 Road & Bridge - Edinburg	0	0.00000		0.00000	0.00			0.00000	0.00	0.00%
209 Prior Yr Adj (Sb508)	165	0.00000		0.00121	165.34			0.00121	165.34	0.17%
	95,774			0.70094	95,777.57			0.70094	95,777.57	100.00%

Jodie L. Badman

I, Jodie L. Badman, County Clerk for Christian County Illinois, do hereby certify this report to be a true and complete copy of the 2023 extension information.

District Extension Summary

5/29/2024 4:30 pm

V040 - HARVEL VILLAGE

Tax Year 2023

Assessed (BoR Eq.)	State Equalized (1.00000)	Exemptions	Amount	State Category	Net Taxable Value	After EZ & TIF	Other Information	County	District
Land:	120,235	120,235	Improvement:	306	Farm:	596,525	596,525	PTELL:	
Farm Land:	58,359	58,359	Owner Occupd:	116,646	Residential:	448,600	448,600	New Property EAV:	0 6,930
Building:	665,888	665,888	Leasehold Owner:	0	Commercial:	128,221	128,221	Annexations EAV:	0 0
Farm Building:	513,000	513,000	Elderly:	25,000	Industrial:	0	0	Disconnection EAV:	0 0
State Assessed:	78,645	78,645	Dis. Veteran:	0	Mineral:	0	0	Recovered TIF EAV:	0 0
	1,436,127	1,436,127	Sen Freeze:	7,785	Pollution Control:	0	0	Aggregate Extension:	0 0
			Fraternal Org.:	0	State Railroad:	78,645	78,645	Rate Increase:	0.00000
			Storm Dmg Improven	0	Local Railroad:	30,399	30,399	TIF Loss EAV:	0 0
			50% Owner Occupied	0		1,282,390	1,282,390	EZ EAV Reduction:	0 0
Less Exemptions	-153,737		Part Exempt:	0	Overlapping Counties			EZ Tax Reduction:	0.00
Net Taxable Value	1,282,390		Returning Veteran:	0	Montgomery (Actual)		1,406,244	Industrial Tax Abatement:	0.00
			Disabled Person:	4,000					
			Disabled 50-69% Vetc	0			2,688,634		
			Disabled 70-100% Ve	0					
			Natural Disaster:	0					
			Disabled 30-49% Vetc	0					
				153,737					

Fund	Levy Request	Max Rate	Auto Set To Max	Calculated Rate	Calculated Taxes	PTELL Factor	PTELL Rate	(w/overrides) Final Rate	Final Taxes	% of Total
001 Corporate	2,600	0.29570		0.09671	1,240.19			0.09671	1,240.19	12.81%
014 Police Protection	0	0.40000		0.00000	0.00			0.00000	0.00	0.00%
027 Audit	7,000	0.00000		0.26036	3,338.81			0.26036	3,338.81	34.49%
035 Insurance	9,000	0.00000		0.33475	4,292.78			0.33475	4,292.78	44.34%
047 Social Security	100	0.00000		0.00372	47.70			0.00372	47.70	0.49%
099 Road & Bridge - Harvel	1,500	0.00000		0.05580	715.57			0.05580	715.57	7.39%
209 Prior Year Adj (Sb508)	46	0.00000		0.00359	46.04			0.00359	46.04	0.48%
	20,246			0.75493	9,681.09			0.75493	9,681.09	100.00%

Jodie L. Badman

I, Jodie L. Badman, County Clerk for Christian County Illinois, do hereby certify this report to be a true and complete copy of the 2023 extension information.

District Extension Summary

5/29/2024 4:30 pm

V050 - JEISYVILLE VILLAGE

Tax Year 2023

	Assessed (BoR Eq.)	State Equalized (1.00000)	Exemptions		Tax Year 2023			Other		
			Amount	State Category	Net Taxable Value	After EZ & TIF	Information	County	District	
Land:	188,376	188,376	Improvement:	31,448	Farm:	18,410	18,410	PTELL:		
Farm Land:	0	0	Owner Occupd:	244,601	Residential:	596,888	596,888	New Property EAV:	0	0
Building:	868,677	868,677	Leasehold Owner:	12,000	Commercial:	0	0	Annexations EAV:	0	0
Farm Building:	0	0	Elderly:	75,301	Industrial:	0	0	Disconnection EAV:	0	0
State Assessed:	0	0	Dis. Veteran:	0	Mineral:	0	0	Recovered TIF EAV	0	0
	1,057,053	1,057,053	Sen Freeze:	43,203	Pollution Control:	0	0	Aggregate Extension:	1,565	
			Fraternal Org.:	0	State Railroad:	0	0	Rate Increase:	0.00000	
			Storm Dmg Improven	0	Local Railroad:	0	0	TIF Loss EAV:	0	
			50% Owner Occupied	0		615,298	615,298	EZ EAV Reduction:	0	
Less Exemptions		-441,755	Part Exempt:	0	Overlapping Counties			EZ Tax Reduction:	0.00	
Net Taxable Value		615,298	Returning Veteran:	0				Industrial Tax Abatement:	0.00	
			Disabled Person:	2,000						
			Disabled 50-69% Vetc	0						
			Disabled 70-100% Ve	33,202						
			Natural Disaster:	0						
			Disabled 30-49% Vetc	0						
				441,755						

Fund	Levy Request	Max Rate	Auto Set To Max	Calculated Rate	Calculated Taxes	PTELL Factor	PTELL Rate	(w/overrides) Final Rate	Final Taxes	% of Total
001 Corporate	1,335	0.43750		0.21697	1,335.03			0.21697	1,335.03	85.30%
035 Insurance	230	0.00000		0.03739	230.06			0.03739	230.06	14.70%
099 Road & Bridge - Jeisyville	0	0.00000		0.00000	0.00			0.00000	0.00	0.00%
	1,565			0.25436	1,565.09			0.25436	1,565.09	100.00%

Jodie L. Badman

I, Jodie L. Badman, County Clerk for Christian County Illinois, do hereby certify this report to be a true and complete copy of the 2023 extension information.

District Extension Summary

5/29/2024 4:30 pm

V060 - KINCAID VILLAGE

Tax Year 2023

Assessed (BoR Eq.)	State Equalized (1.00000)	Exemptions	Amount	State Category	Net Taxable Value	After EZ & TIF	Other Information	County	District
Land:	3,088,508	3,088,508	Improvement:	233,035	Farm:	329,334	PTELL:		
Farm Land:	37,202	37,202	Owner Occupd:	2,756,447	Residential:	12,235,078	New Property EAV:	136,783	136,783
Building:	16,046,952	16,046,952	Leasehold Owner:	224,692	Commercial:	1,589,197	Annexations EAV:	0	0
Farm Building:	3,070	3,070	Elderly:	742,605	Industrial:	0	Disconnection EAV:	0	0
State Assessed:	40,901	40,901	Dis. Veteran:	0	Mineral:	0	Recovered TIF EAV:	0	0
	19,216,633	19,216,633	Sen Freeze:	623,945	Pollution Control:	0	Aggregate Extension:	86,147	
Less Assessments < 150	-55	-55	Fraternal Org.:	0	State Railroad:	40,901	Rate Increase:	0.00000	
	19,216,578	19,216,578	Storm Dmg Improven	0	Local Railroad:	0	TIF Loss EAV:	0	
Less Exemptions	-5,022,068	-5,022,068	50% Owner Occupied	0		14,194,510	EZ EAV Reduction:	0	
Net Taxable Value	14,194,510		Part Exempt:	0	Overlapping Counties		EZ Tax Reduction:	0.00	
			Returning Veteran:	0			Industrial Tax Abatement:	0.00	
			Disabled Person:	63,000					
			Disabled 50-69% Vetc	0					
			Disabled 70-100% Ve	375,844					
			Natural Disaster:	0					
			Disabled 30-49% Vetc	2,500					
				5,022,068					

Fund	Levy Request	Max Rate	Auto Set To Max	Calculated Rate	Calculated Taxes	PTELL Factor	PTELL Rate	(w/overrides) Final Rate	Final Taxes	% of Total
001 Corporate	54,445	0.43750		0.38357	54,445.93			0.38357	54,445.93	59.89%
003 General Obli Bonds	0	0.00000		0.00000	0.00			0.00000	0.00	0.00%
005 I M R F	10,000	0.00000		0.07045	10,000.04			0.07045	10,000.04	11.00%
047 Social Security	26,000	0.00000		0.18317	26,000.10			0.18317	26,000.10	28.60%
099 Road & Bridge - Kincaid	0	0.00000		0.00000	0.00			0.00000	0.00	0.00%
209 Prior Yr Adj (Sb508)	469	0.00000		0.00331	469.84			0.00331	469.84	0.52%
	90,914			0.64050	90,915.91			0.64050	90,915.91	100.00%

Jodie L. Badman

I, Jodie L. Badman, County Clerk for Christian County Illinois, do hereby certify this report to be a true and complete copy of the 2023 extension information.

District Extension Summary


5/29/2024 4:30 pm

V070 - MORRISONVILLE VILLAGE

Tax Year 2023

Assessed (BoR Eq.)	State Equalized (1.00000)	Exemptions	Amount	State Category	Net Taxable Value	After EZ & TIF	Other Information	County	District
Land:	2,339,399	2,339,399	Improvement:	334,446	Farm:	583,976	583,976	PTELL:	
Farm Land:	88,471	88,471	Owner Occupd:	2,047,631	Residential:	8,712,330	8,712,330	New Property EAV:	125,511
Building:	13,212,829	13,212,829	Leasehold Owner:	72,000	Commercial:	2,515,957	2,515,957	Annexations EAV:	0
Farm Building:	11,300	11,300	Elderly:	573,879	Industrial:	0	0	Disconnection EAV:	0
State Assessed:	219,157	219,157	Dis. Veteran:	0	Mineral:	0	0	Recovered TIF EAV:	0
	15,871,156	15,871,156	Sen Freeze:	441,999	Pollution Control:	0	0	Aggregate Extension:	127,823
			Fraternal Org.:	54,365	State Railroad:	219,157	219,157	Rate Increase:	0.00000
			Storm Dmg Improven	0	Local Railroad:	98,250	98,250	TIF Loss EAV:	0
			50% Owner Occupied	0		12,129,670	12,129,670	EZ EAV Reduction:	0
Less Exemptions	-3,741,486		Part Exempt:	0	Overlapping Counties			EZ Tax Reduction:	0.00
Net Taxable Value	12,129,670		Returning Veteran:	0				Industrial Tax Abatement:	0.00
			Disabled Person:	32,000					
			Disabled 50-69% Vetc	15,000					
			Disabled 70-100% Ve	170,166					
			Natural Disaster:	0					
			Disabled 30-49% Vetc	0					
				3,741,486					

Fund	Levy Request	Max Rate	Auto Set To Max	Calculated Rate	Calculated Taxes	PTELL Factor	PTELL Rate	(w/overrides) Final Rate	Final Taxes	% of Total
001 Corporate	40,325	0.43750		0.33245	40,325.11			0.33245	40,325.11	30.89%
014 Police Protection	21,500	0.60000		0.17726	21,501.06			0.17726	21,501.06	16.47%
027 Audit	7,706	0.00000		0.06354	7,707.20			0.06354	7,707.20	5.90%
035 Insurance	35,311	0.00000		0.29112	35,311.91			0.29112	35,311.91	27.05%
046 Civil Defense	7,000	0.05000		0.05000	6,064.84			0.05000	6,064.84	4.65%
047 Social Security	18,850	0.00000		0.15541	18,850.73			0.15541	18,850.73	14.44%
099 Road & Bridge - Morrisonville	0	0.00000		0.00000	0.00			0.00000	0.00	0.00%
209 Prior Yr Adj (Sb508)	790	0.00000		0.00652	790.85			0.00652	790.85	0.61%
	131,482			1.07630	130,551.70			1.07630	130,551.70	100.00%



I, Jodie L. Badman, County Clerk for Christian County Illinois, do hereby certify this report to be a true and complete copy of the 2023 extension information.

District Extension Summary

5/29/2024 4:30 pm

V080 - MT. AUBURN VILLAGE

Tax Year 2023

Assessed (BoR Eq.)	State Equalized (1.00000)	Exemptions	Amount	State Category	Net Taxable Value	After EZ & TIF	Other Information	County	District	
Land:	1,287,026	1,287,026	Improvement:	26,003	Farm:	260,015	260,015	PTELL:		
Farm Land:	236,284	236,284	Owner Occupd:	980,357	Residential:	3,637,558	3,637,558	New Property EAV:	6,662	6,662
Building:	6,245,102	6,245,102	Leasehold Owner:	6,000	Commercial:	2,185,674	2,185,674	Annexations EAV:	0	0
Farm Building:	3,500	3,500	Elderly:	290,750	Industrial:	340	340	Disconnection EAV:	0	0
State Assessed:	340	340	Dis. Veteran:	0	Mineral:	0	0	Recovered TIF EAV	0	0
	7,772,252	7,772,252	Sen Freeze:	199,764	Pollution Control:	0	0	Aggregate Extension:	27,368	
			Fraternal Org.:	28,655	State Railroad:	0	0	Rate Increase:	0.00000	
			Storm Dmg Improven	0	Local Railroad:	0	0	TIF Loss EAV:	0	
			50% Owner Occupied	0		6,083,587	6,083,587	EZ EAV Reduction:	0	
Less Exemptions	-1,688,665		Part Exempt:	0	Overlapping Counties			EZ Tax Reduction:	0.00	
Net Taxable Value	6,083,587		Returning Veteran:	0				Industrial Tax Abatement:	0.00	
			Disabled Person:	22,000						
			Disabled 50-69% Vetc	0						
			Disabled 70-100% Ve	135,136						
			Natural Disaster:	0						
			Disabled 30-49% Vetc	0						
				1,688,665						

Fund	Levy Request	Max Rate	Auto Set To Max	Calculated Rate	Calculated Taxes	PTELL Factor	PTELL Rate	(w/overrides) Final Rate	Final Taxes	% of Total
001 Corporate	15,475	0.43750		0.25438	15,475.43	0.87764	0.22325	0.22325	13,581.56	47.02%
027 Audit	2,250	0.00000		0.03699	2,250.32	0.87764	0.03246	0.03246	1,974.73	6.84%
035 Insurance	7,035	0.00000		0.11564	7,035.06	0.87764	0.10149	0.10149	6,174.22	21.38%
047 Social Security	3,798	0.00000		0.06244	3,798.59	0.87764	0.05480	0.05480	3,333.80	11.54%
099 Road & Bridge - Mt Auburn	0	0.00000		0.00000	0.00	0.87764	0.00000	0.00000	0.00	0.00%
043 Playground & Rec	4,219	0.20000		0.06936	4,219.58	0.87764	0.06087	0.06087	3,703.07	12.82%
209 Prior Yr Adj (Sb508)	116	0.00000		0.00191	116.20			0.00191	116.20	0.40%
	32,893			0.54072	32,895.18		0.47287	0.47478	28,883.58	100.00%

Jodie L. Badman

I, Jodie L. Badman, County Clerk for Christian County Illinois, do hereby certify this report to be a true and complete copy of the 2023 extension information.

District Extension Summary

5/29/2024 4:30 pm

V090 - OWANECO VILLAGE

Tax Year 2023

Assessed (BoR Eq.)	State Equalized (1.00000)	Exemptions	Amount	State Category	Net Taxable Value	After EZ & TIF	Other Information	County	District
Land:	372,206	372,206	Improvement:	47,423	Farm:	263,339	263,339	PTELL:	
Farm Land:	54,674	54,674	Owner Occupd:	427,094	Residential:	1,911,616	1,911,616	New Property EAV:	87,725
Building:	2,596,458	2,596,458	Leasehold Owner:	0	Commercial:	271,277	271,277	Annexations EAV:	0
Farm Building:	84,940	84,940	Elderly:	101,268	Industrial:	0	0	Disconnection EAV:	0
State Assessed:	0	0	Dis. Veteran:	0	Mineral:	0	0	Recovered TIF EAV:	0
	3,108,278	3,108,278	Sen Freeze:	69,543	Pollution Control:	0	0	Aggregate Extension:	13,765
			Fraternal Org.:	0	State Railroad:	0	0	Rate Increase:	0.00000
			Storm Dmg Improven	0	Local Railroad:	0	0	TIF Loss EAV:	0
			50% Owner Occupied	0		2,446,232	2,446,232	EZ EAV Reduction:	0
Less Exemptions		-662,046	Part Exempt:	0	Overlapping Counties			EZ Tax Reduction:	0.00
Net Taxable Value		2,446,232	Returning Veteran:	0				Industrial Tax Abatement:	0.00
			Disabled Person:	6,000					
			Disabled 50-69% Vetc	0					
			Disabled 70-100% Ve	10,718					
			Natural Disaster:	0					
			Disabled 30-49% Vetc	0					
				662,046					

Fund	Levy Request	Max Rate	Auto Set To Max	Calculated Rate	Calculated Taxes	PTELL Factor	PTELL Rate	(w/overrides) Final Rate	Final Taxes	% of Total
001 Corporate	5,352	0.43750		0.21879	5,352.11			0.21879	5,352.11	38.88%
027 Audit	1,521	0.00000		0.06218	1,521.07			0.06218	1,521.07	11.05%
035 Insurance	4,685	0.00000		0.19152	4,685.02			0.19152	4,685.02	34.03%
043 Playground & Rec	2,207	0.20000		0.09023	2,207.24			0.09023	2,207.24	16.03%
099 Road & Bridge - Owaneco	0	0.00000		0.00000	0.00			0.00000	0.00	0.00%
209 Prior Yr Adj (Sb508)	0	0.00000		0.00000	0.00			0.00000	0.00	0.00%
	13,765			0.56272	13,765.44			0.56272	13,765.44	100.00%

Jodie L. Badman

I, Jodie L. Badman, County Clerk for Christian County Illinois, do hereby certify this report to be a true and complete copy of the 2023 extension information.

District Extension Summary

5/29/2024 4:30 pm

V100 - PALMER VILLAGE

Tax Year 2023

Assessed (BoR Eq.)	State Equalized (1.00000)	Exemptions	Amount	State Category	Net Taxable Value	After EZ & TIF	Other Information	County	District
Land:	507,619	507,619	Improvement:	35,235	Farm:	289,228	PTELL:		
Farm Land:	144,937	144,937	Owner Occupd:	395,550	Residential:	1,386,615	New Property EAV:	1,317	1,317
Building:	2,262,537	2,262,537	Leasehold Owner:	18,000	Commercial:	599,568	Annexations EAV:	0	0
Farm Building:	30,100	30,100	Elderly:	105,113	Industrial:	0	Disconnection EAV:	0	0
State Assessed:	190,845	190,845	Dis. Veteran:	0	Mineral:	0	Recovered TIF EAV:	0	0
	3,136,038	3,136,038	Sen Freeze:	69,138	Pollution Control:	0	Aggregate Extension:	18,415	
Less Assessments < 150	-117	-117	Fraternal Org.:	0	State Railroad:	190,845	Rate Increase:	0.00000	
	3,135,921	3,135,921	Storm Dmg Improven	0	Local Railroad:	0	TIF Loss EAV:	0	
Less Exemptions		-669,665	50% Owner Occupied	0		2,466,256	EZ EAV Reduction:	0	
Net Taxable Value	2,466,256		Part Exempt:	0	Overlapping Counties		EZ Tax Reduction:	0.00	
			Returning Veteran:	0			Industrial Tax Abatement:	0.00	
			Disabled Person:	6,000					
			Disabled 50-69% Vetc	0					
			Disabled 70-100% Ve	40,629					
			Natural Disaster:	0					
			Disabled 30-49% Vetc	0					
				669,665					

Fund	Levy Request	Max Rate	Auto Set To Max	Calculated Rate	Calculated Taxes	PTELL Factor	PTELL Rate	(w/overrides) Final Rate	Final Taxes	% of Total
001 Corporate	9,677	0.43750		0.39238	9,677.07			0.39238	9,677.07	50.02%
027 Audit	5,546	0.00000		0.22488	5,546.11			0.22488	5,546.11	28.67%
035 Insurance	765	0.00000		0.03102	765.03			0.03102	765.03	3.95%
047 Social Security	3,330	0.00000		0.13503	3,330.18			0.13503	3,330.18	17.21%
099 Road & Bridge - Palmer	0	0.00000		0.00000	0.00			0.00000	0.00	0.00%
209 Prior Year Adj (Sb508)	28	0.00000		0.00114	28.12			0.00114	28.12	0.15%
	19,346			0.78445	19,346.51			0.78445	19,346.51	100.00%

Jodie L. Badman

I, Jodie L. Badman, County Clerk for Christian County Illinois, do hereby certify this report to be a true and complete copy of the 2023 extension information.


District Extension Summary

5/29/2024 4:30 pm

V110 - PANA CITY

Tax Year 2023

Assessed (BoR Eq.)	State Equalized (1.00000)	Exemptions	Amount	State Category	Net Taxable Value	After EZ & TIF	Other Information	County	District	
Land:	9,683,205	9,683,205	Improvement:	477,042	Farm:	835,825	832,467	PTELL:		
Farm Land:	21,952	21,952	Owner Occupd:	8,958,377	Residential:	31,105,236	30,757,579	New Property EAV:	826,297	826,297
Building:	49,586,105	49,586,105	Leasehold Owner:	1,159,433	Commercial:	11,463,993	9,940,807	Annexations EAV:	7,297	7,297
Farm Building:	0	0	Elderly:	2,938,126	Industrial:	160,799	160,631	Disconnection EAV:	0	0
State Assessed:	920,714	920,714	Dis. Veteran:	0	Mineral:	0	0	Recovered TIF EAV	0	0
	60,211,976	60,211,976	Sen Freeze:	1,337,353	Pollution Control:	0	0	Aggregate Extension:	1,205,358	
Less Assessments < 150	-252	-252	Fraternal Org.:	85,519	State Railroad:	920,714	462,330	Rate Increase:	0.00000	
	60,211,724	60,211,724	Storm Dmg Improven	0	Local Railroad:	3,612	3,612	TIF Loss EAV:	2,332,753	
Less Exemptions	-15,721,545	-15,721,545	50% Owner Occupied	12,000		44,490,179	42,157,426	EZ EAV Reduction:	0	
Net Taxable Value	44,490,179	44,490,179	Part Exempt:	0	Overlapping Counties			EZ Tax Reduction:	0.00	
			Returning Veteran:	0	Shelby (Actual)		2,090,162	Industrial Tax Abatement:	0.00	
			Disabled Person:	210,590			44,247,588			
			Disabled 50-69% Vetc	15,000						
			Disabled 70-100% Ve	523,105						
			Natural Disaster:	0						
			Disabled 30-49% Vetc	5,000						
				15,721,545						



I, Jodie L. Badman, County Clerk for Christian County Illinois, do hereby certify this report to be a true and complete copy of the 2023 extension information.

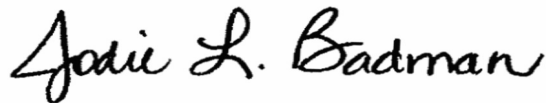
District Extension Summary

5/29/2024 4:30 pm

V110 - PANA CITY

Tax Year 2023

Fund	Levy Request	Max Rate	Auto Set To Max	Calculated Rate	Calculated Taxes	PTELL Factor	PTELL Rate	(w/overrides) Final Rate	Final Taxes	% of Total
001 Corporate	122,699	0.43750		0.27730	116,902.54	0.98059	0.27192	0.21610	91,102.19	7.51%
005 I M R F	109,373	0.00000		0.24718	104,204.73	0.98059	0.24238	0.24238	102,181.17	8.43%
012 Fire Protection	22,000	0.60000		0.04972	20,960.67	0.98059	0.04875	0.04875	20,551.75	1.69%
014 Police Protection	22,000	0.60000		0.04972	20,960.67	0.98059	0.04875	0.04875	20,551.75	1.69%
015 Police Pension	465,000	0.00000		1.05088	443,023.96	0.98059	1.03048	1.03048	434,423.86	35.82%
025 Garbage	0	0.20000		0.00000	0.00	0.98059		0.00000	0.00	0.00%
027 Audit	40,000	0.00000		0.09040	38,110.31	0.98059	0.08865	0.08865	37,372.56	3.08%
035 Insurance	412,000	0.00000		0.93111	392,532.01	0.98059	0.91304	0.91304	384,914.18	31.74%
046 Civil Defense	0	0.05000		0.00000	0.00	0.98059		0.00000	0.00	0.00%
047 Social Security	101,373	0.00000		0.22910	96,582.66	0.98059	0.22465	0.22465	94,706.66	7.81%
060 Unemployment Insurance	0	0.00000		0.00000	0.00	0.98059		0.00000	0.00	0.00%
099 Road & Bridge - Pana	0	0.00000		0.00000	0.00	0.98059		0.00000	0.00	0.00%
043 Playground & Rec	21,000	0.20000		0.04746	20,007.91	0.98059	0.04654	0.04654	19,620.07	1.62%
209 Prior Yr Adj (Sb508)	7,225	0.00000		0.01714	7,225.78			0.01714	7,225.78	0.60%
	1,322,670			2.99001	1,260,511.25		2.91516	2.87648	1,212,649.97	100.00%



I, Jodie L. Badman, County Clerk for Christian County Illinois, do hereby certify this report to be a true and complete copy of the 2023 extension information.

District Extension Summary

5/29/2024 4:30 pm

V120 - STONINGTON VILLAGE

Tax Year 2023

Assessed (BoR Eq.)	State Equalized (1.00000)	Exemptions	Amount	State Category	Net Taxable Value	After EZ & TIF	Other Information	County	District	
Land:	2,030,671	2,030,671	Improvement:	90,165	Farm:	244,834	188,456	PTELL:		
Farm Land:	98,223	98,223	Owner Occupd:	1,697,960	Residential:	8,286,624	8,112,711	New Property EAV:	65,979	65,979
Building:	15,324,583	15,324,583	Leasehold Owner:	30,000	Commercial:	5,916,444	2,520,811	Annexations EAV:	0	0
Farm Building:	7,000	7,000	Elderly:	442,590	Industrial:	0	0	Disconnection EAV:	0	0
State Assessed:	246,488	246,488	Dis. Veteran:	0	Mineral:	0	0	Recovered TIF EAV:	0	0
	17,706,965	17,706,965	Sen Freeze:	368,432	Pollution Control:	0	0	Aggregate Extension:	63,004	
Less Assessments < 150	-22	-22	Fraternal Org.:	33,862	State Railroad:	246,488	196,366	Rate Increase:	0.00000	
	17,706,943	17,706,943	Storm Dmg Improven	0	Local Railroad:	196,920	196,920	TIF Loss EAV:	3,676,046	
Less Exemptions	-2,815,633	-2,815,633	50% Owner Occupied	0		14,891,310	11,215,264	EZ EAV Reduction:	0	
Net Taxable Value	14,891,310		Part Exempt:	0	Overlapping Counties			EZ Tax Reduction:	0.00	
			Returning Veteran:	0				Industrial Tax Abatement:	0.00	
			Disabled Person:	24,000						
			Disabled 50-69% Vetc	0						
			Disabled 70-100% Ve	126,124						
			Natural Disaster:	0						
			Disabled 30-49% Vetc	2,500						
				2,815,633						

Fund	Levy Request	Max Rate	Auto Set To Max	Calculated Rate	Calculated Taxes	PTELL Factor	PTELL Rate	(w/overrides) Final Rate	Final Taxes	% of Total
001 Corporate	24,500	0.43750		0.21846	24,500.90			0.21846	24,500.90	37.40%
005 I M R F	3,000	0.00000		0.02675	3,000.09			0.02675	3,000.09	4.58%
014 Police Protection	24,500	0.60000		0.21846	24,500.91			0.21846	24,500.91	37.40%
027 Audit	5,500	0.00000		0.04905	5,501.10			0.04905	5,501.10	8.40%
035 Insurance	5,000	0.00000		0.04459	5,000.89			0.04459	5,000.89	7.63%
047 Social Security	3,000	0.00000		0.02675	3,000.09			0.02675	3,000.09	4.58%
099 Road & Bridge - Stonington	0	0.00000		0.00000	0.00			0.00000	0.00	0.00%
209 Prior Yr Adj (Sb508)	0	0.00000		0.00000	0.00			0.00000	0.00	0.00%
	65,500			0.58406	65,503.98			0.58406	65,503.98	100.00%

Jodie L. Badman

I, Jodie L. Badman, County Clerk for Christian County Illinois, do hereby certify this report to be a true and complete copy of the 2023 extension information.

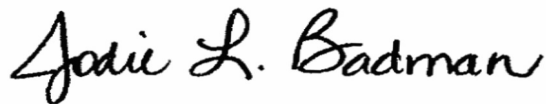
District Extension Summary

5/29/2024 4:30 pm

V130 - TAYLORVILLE CITY

Tax Year 2023

Assessed (BoR Eq.)	State Equalized (1.00000)	Exemptions	Amount	State Category	Net Taxable Value	After EZ & TIF	Other Information	County	District	
Land:	37,030,815	37,030,815	Improvement:	2,491,287	Farm:	3,112,732	2,975,765	PTELL:		
Farm Land:	1,151,148	1,151,148	Owner Occupd:	18,328,906	Residential:	105,753,629	105,680,467	New Property EAV:	1,726,360	1,726,360
Building:	162,465,571	162,465,571	Leasehold Owner:	1,877,745	Commercial:	51,103,169	48,440,184	Annexations EAV:	0	0
Farm Building:	62,924	62,924	Elderly:	5,981,542	Industrial:	4,995,265	4,987,867	Disconnection EAV:	0	0
State Assessed:	172,113	172,113	Dis. Veteran:	0	Mineral:	0	0	Recovered TIF EAV	0	0
	200,882,571	200,882,571	Sen Freeze:	3,664,793	Pollution Control:	0	0	Aggregate Extension:	2,971,483	
Less Assessments < 150	-129	-129	Fraternal Org.:	154,126	State Railroad:	172,113	172,113	Rate Increase:	0.00000	
	200,882,442	200,882,442	Storm Dmg Improven	0	Local Railroad:	3,321	3,321	TIF Loss EAV:	2,728,542	
			50% Owner Occupied	12,000		165,140,229	162,259,717	EZ EAV Reduction:	151,970	
Less Exemptions	-35,742,213	-35,742,213	Part Exempt:	0	Overlapping Counties			EZ Tax Reduction:	2,862.39	
Net Taxable Value	165,140,229	165,140,229	Returning Veteran:	5,000				Industrial Tax Abatement:	1,139.19	
			Disabled Person:	269,301						
			Disabled 50-69% Vetc	63,694						
			Disabled 70-100% Ve	2,744,115						
			Natural Disaster:	139,704						
			Disabled 30-49% Vetc	10,000						
				35,742,213						



I, Jodie L. Badman, County Clerk for Christian County Illinois, do hereby certify this report to be a true and complete copy of the 2023 extension information.


District Extension Summary

5/29/2024 4:30 pm

V130 - TAYLORVILLE CITY

Tax Year 2023

Fund	Levy Request	Max Rate	Auto Set To Max	Calculated Rate	Calculated Taxes	PTELL Factor	PTELL Rate	(w/overrides) Final Rate	Final Taxes	% of Total
001 Corporate	798,104	0.43750		0.43750	709,621.66			0.43750	709,621.66	23.23%
005 Imrf	196,000	0.00000		0.12080	195,936.68			0.12080	195,936.68	6.41%
012 Fire Protection	150,000	0.60000		0.09245	149,953.20			0.09245	149,953.20	4.91%
013 Fire Pension	375,000	0.00000		0.23112	374,874.88			0.23112	374,874.88	12.27%
014 Police Protection	150,000	0.60000		0.09245	149,953.20			0.09245	149,953.20	4.91%
015 Police Pension	610,000	0.00000		0.37595	609,788.04			0.37595	609,788.04	19.96%
025 Garbage	5,000	0.20000		0.00309	5,011.96			0.00309	5,011.96	0.16%
027 Audit	40,000	0.00000		0.02466	39,998.33			0.02466	39,998.33	1.31%
035 Insurance	575,000	0.00000		0.35438	574,801.66			0.35438	574,801.66	18.81%
044 Band	30,000	0.04000		0.01849	29,990.64			0.01849	29,990.64	0.98%
046 Civil Defense	12,000	0.05000		0.00740	12,002.74			0.00740	12,002.74	0.39%
047 Social Security	178,500	0.00000		0.11001	178,435.38			0.11001	178,435.38	5.84%
048 School Crossing Guards	10,000	0.02000		0.00617	10,007.69			0.00617	10,007.69	0.33%
099 Road & Bridge	0	0.00000		0.00000	0.00			0.00000	0.00	0.00%
998 Fire Pension - Exempt	0	0.00000		0.00000	0.00			0.00000	0.00	0.00%
003 General Obli Bonds	0	0.00000		0.00000	0.00			0.00000	0.00	0.00%
209 Prior Yr Adj (Sb508)	14,675	0.00000		0.00905	14,679.03			0.00905	14,679.03	0.48%
	3,144,279			1.88352	3,055,055.09			1.88352	3,055,055.09	100.00%



I, Jodie L. Badman, County Clerk for Christian County Illinois, do hereby certify this report to be a true and complete copy of the 2023 extension information.

District Extension Summary

5/29/2024 4:30 pm

V140 - TOVEY VILLAGE

Tax Year 2023

Assessed (BoR Eq.)	State Equalized (1.00000)	Exemptions	Amount	State Category	Net Taxable Value	After EZ & TIF	Other Information	County	District
Land: 969,931	969,931	Improvement:	120,746	Farm:	0	0	PTELL:		
Farm Land: 0	0	Owner Occupd:	983,374	Residential:	3,706,603	3,706,603	New Property EAV:	91,764	91,764
Building: 4,944,803	4,944,803	Leasehold Owner:	42,000	Commercial:	451,080	451,080	Annexations EAV:	0	0
Farm Building: 0	0	Elderly:	275,206	Industrial:	0	0	Disconnection EAV:	0	0
State Assessed: 11,361	11,361	Dis. Veteran:	0	Mineral:	0	0	Recovered TIF EAV	0	0
	5,926,095	Sen Freeze:	197,012	Pollution Control:	0	0	Aggregate Extension:	5,221	
Less Assessments < 150	-134	Fraternal Org.:	0	State Railroad:	11,361	11,361	Rate Increase:	0.00000	
	5,925,961	Storm Dmg Improven	0	Local Railroad:	0	0	TIF Loss EAV:	0	
Less Exemptions	-1,756,917	50% Owner Occupied	0		4,169,044	4,169,044	EZ EAV Reduction:	0	
Net Taxable Value	4,169,044	Part Exempt:	0	Overlapping Counties			EZ Tax Reduction:	0.00	
		Returning Veteran:	5,000				Industrial Tax Abatement:	0.00	
		Disabled Person:	35,000						
		Disabled 50-69% Vetc	0						
		Disabled 70-100% Ve	96,079						
		Natural Disaster:	0						
		Disabled 30-49% Vetc	2,500						
			1,756,917						

Fund	Levy Request	Max Rate	Auto Set To Max	Calculated Rate	Calculated Taxes	PTELL Factor	PTELL Rate	(w/overrides) Final Rate	Final Taxes	% of Total
001 Corporate	1,045	0.43750		0.02507	1,045.17			0.02507	1,045.17	19.98%
035 Insurance	4,175	0.00000		0.10015	4,175.27			0.10015	4,175.27	79.83%
099 Road & Bridge - Tovey	0	0.00000		0.00000	0.00			0.00000	0.00	0.00%
209 Prior Yr Adj (Sb508)	10	0.00000		0.00024	10.01			0.00024	10.01	0.19%
	5,230			0.12546	5,230.45			0.12546	5,230.45	100.00%

Jodie L. Badman

I, Jodie L. Badman, County Clerk for Christian County Illinois, do hereby certify this report to be a true and complete copy of the 2023 extension information.

District Extension Summary

5/29/2024 4:30 pm

V150 - MOWEAQUA VILLAGE

Tax Year 2023

	Assessed (BoR Eq.)	State Equalized (1.00000)	Exemptions		Tax Year 2023			Other		
			Amount	State Category	Net Taxable Value	After EZ & TIF	Information	County	District	
Land:	99,220	99,220	Improvement:	5,668	Farm:	403,520	403,520	PTELL:		
Farm Land:	34,231	34,231	Owner Occupd:	30,000	Residential:	0	0	New Property EAV:	0	536
Building:	401,153	401,153	Leasehold Owner:	0	Commercial:	85,416	85,416	Annexations EAV:	0	0
Farm Building:	0	0	Elderly:	10,000	Industrial:	0	0	Disconnection EAV:	0	0
State Assessed:	0	0	Dis. Veteran:	0	Mineral:	0	0	Recovered TIF EAV	0	0
	534,604	534,604	Sen Freeze:	0	Pollution Control:	0	0	Aggregate Extension:	197,999	
			Fraternal Org.:	0	State Railroad:	0	0	Rate Increase:	0.00000	
			Storm Dmg Improven	0	Local Railroad:	0	0	TIF Loss EAV:	0	
			50% Owner Occupied	0		488,936	488,936	EZ EAV Reduction:	0	
Less Exemptions		-45,668	Part Exempt:	0	Overlapping Counties			EZ Tax Reduction:	0.00	
Net Taxable Value		488,936	Returning Veteran:	0	Shelby (Actual)		22,258,386	Industrial Tax Abatement:	0.00	
			Disabled Person:	0			22,747,322			
			Disabled 50-69% Vetc	0						
			Disabled 70-100% Ve	0						
			Natural Disaster:	0						
			Disabled 30-49% Vetc	0						
				45,668						

Fund	Levy Request	Max Rate	Auto Set To Max	Calculated Rate	Calculated Taxes	PTELL Factor	PTELL Rate	(w/overrides) Final Rate	Final Taxes	% of Total
001 Corporate	63,270	0.43750		0.27815	1,359.98			0.27815	1,359.98	31.02%
005 I M R F	27,165	0.00000		0.11943	583.94			0.11943	583.94	13.32%
014 Police Protection	12,707	0.60000		0.05587	273.17			0.05587	273.17	6.23%
027 Audit	13,582	0.00000		0.05971	291.94			0.05971	291.94	6.66%
035 Insurance	24,836	0.00000		0.10919	533.87			0.10919	533.87	12.18%
047 Social Security	36,221	0.00000		0.15924	778.58			0.15924	778.58	17.76%
048 School Crossing Guards	3,284	0.02000		0.01444	70.60			0.01444	70.60	1.61%
060 Unemployment Insurance	4,812	0.00000		0.02116	103.46			0.02116	103.46	2.36%
062 Workmens Comp Insurance	18,111	0.00000		0.07962	389.29			0.07962	389.29	8.88%
099 Road & Bridge - Moweaqua	0	0.00000		0.00000	0.00			0.00000	0.00	0.00%
	203,988			0.89681	4,384.83			0.89681	4,384.83	100.00%

Jodie L. Badman

I, Jodie L. Badman, County Clerk for Christian County Illinois, do hereby certify this report to be a true and complete copy of the 2023 extension information.